


Family Owned & Operated
Since 1992

EVERLAST

Quality

— SHEDS —

Built To Last



**BUILT
RIGHT IN
YOUR
BACKYARD!**

*Now you don't have to sacrifice
quality for price,
get both with an EVERLAST SHED!*

VINYL SHEDS

GABLE



Classic "A" Frame construction completed with maintenance free vinyl siding. The Gable adds ample storage to your backyard and is both economical and practical.

W x L x H	Built on Site
8 x 8 x 8	\$ 3043
8 x 10 x 8	3224
8 x 12 x 8	3403
8 x 14 x 8	3584
8 x 16 x 8	3765
8 x 20 x 8	4487
10 x 10 x 8	3663
10 x 12 x 8	3844
10 x 14 x 8	4204
10 x 16 x 8	4566
10 x 20 x 8	5107
12 x 12 x 10	5005
12 x 14 x 10	5319
12 x 16 x 10	5546
12 x 18 x 10	5908
12 x 20 x 10	6268
12 x 24 x 10	6629
16 x 16 x 11	6590
16 x 20 x 11	7532
16 x 24 x 11	8630

VINYL OPTIONS

18" x 27" Double Hung Window	\$ 106
24" x 27" Double Hung Window	\$ 146
Flower Box	\$ 40
Shutters	\$ 27
Gable Vents	\$ 40
4' Section Ridge Vent	\$ 47
Permanent Pressure Treated Ramp	\$173
Double Doors w/lock (54")	\$379
Double Doors w/lock (60")	\$406
Glass-Top Door Upgrade (Double 60")	\$219
Glass Double Doors (60") extra set	\$525
Single Entrance Door (30")	\$200
Glass Single Entrance Door (30")	\$333
Architectural Roof Shingles (per bundle) black only	\$27
Decorative Cupola	\$186

See Additional Options w/ Wood Products

CARRIAGE HOUSE



Still one of our most popular signature models completed with maintenance free vinyl siding to compliment your home. Comes standard with one window and shutters.

L x W x H	Built on Site
10 x 8 x 9	\$ 3403
12 x 8 x 9	3494
14 x 8 x 9	3946
16 x 8 x 9	4126
10 x 10 x 10	3844
12 x 10 x 10	4204
14 x 10 x 10	4385
16 x 10 x 10	4745
20 x 10 x 10	5287
12 x 12 x 10	5005
14 x 12 x 10	5365
16 x 12 x 10	5727
20 x 12 x 10	6268

FEATURES

- Built on Site
- Labor performed by skilled craftsmen
- 54" or 60" Fiberglass Double Doors
- Door handle with lock & key
- 4x4 pressure treated skid foundations
- 2x4 floor joists on 12" centers on (8 or 10) wide buildings
- 2x6 floor joists on 12" centers on (12 or 16) wide buildings
- 5/8" plywood floor decks
- Maintenance Free Vinyl Siding
- Self-sealing shingles

Many other options and accessories available

EXECUTIVE



The Executive comes standard with two windows and shutters! Built with 7' sidewalls.


L x W x H	Built on Site
12 x 8 x 9	\$ 3765
16 x 8 x 9	4848
12 x 10 x 10	4848
16 x 10 x 10	5381
20 x 10 x 10	6111

COLOR CHOICES*

Vinyl Siding:



Shutters & Flower Box:



Shingles:



* Colors shown are representative. Before selecting please visit our showroom where we can show you actual product samples.

WOOD BUILDINGS

GABLE



With conventional "A" Frame construction, this model is perfect as a storage shed.

W x L x H	Built on Site Price	Kit Price
8 x 8 x 8	\$ 2039	\$ 1411
8 x 10 x 8	2196	1506
8 x 12 x 8	2353	1663
8 x 14 x 8	2587	1819
8 x 16 x 8	2824	1960
8 x 20 x 8	3137	2117
10 x 10 x 8	2745	1882
10 x 12 x 8	2902	2039
10 x 14 x 8	3059	2274
10 x 16 x 8	3373	2353
10 x 18 x 8	3568	2508
10 x 20 x 8	3765	2667
12 x 12 x 10	4236	2824
12 x 16 x 10	4550	3137
12 x 18 x 10	4706	3372
12 x 20 x 10	4864	3608
16 x 16 x 11	5492	3922
16 x 20 x 11	6119	4393
16 x 24 x 11	6747	4864

OVERSIZED BARN



With 6' sidewall this model is your best buy. Maximum storage capacity for your money.

W x L x H	Built on Site Price	Kit Price
8 x 10 x 10	\$ 2510	\$ NA
8 x 12 x 10	2588	NA
8 x 16 x 10	3059	NA
8 x 20 x 10	3483	NA
10 x 10 x 10	2902	1960
10 x 12 x 10	3059	2117
10 x 14 x 10	3372	2351
10 x 16 x 10	3687	2588
10 x 18 x 10	4001	2902
10 x 20 x 10	4158	3059
12 x 12 x 12	4236	2981
12 x 16 x 12	5021	3451
12 x 20 x 12	5649	3922
12 x 24 x 12	6276	4236
16 x 16 x 15	5805	4236
16 x 18 x 15	6433	4550
16 x 20 x 15	7375	5021
16 x 24 x 15	8160	5492

CARRIAGE HOUSE



One of our most popular models, comes standard with one window, and shutters.


L x W x H	Built on Site Price	Kit Price
10 x 8 x 8	\$ 2431	\$ 1568
12 x 8 x 8	2510	1725
14 x 8 x 8	2667	1882
16 x 8 x 8	2902	2039
10 x 10 x 8	2824	1960
12 x 10 x 8	2981	2117
14 x 10 x 8	3137	2274
16 x 10 x 8	3451	2431
20 x 10 x 8	3922	2745
12 x 12 x 10	4390	2981
14 x 12 x 10	4550	3137
16 x 12 x 10	4707	3294
20 x 12 x 10	5021	3765

KITS ...

Save even more with a Do-It-Yourself KIT

Includes all hardware and materials needed to build your EVERLAST shed
Color coded • Written as well as illustrated instructions
85 to 95% pre-cut • Delivery is available in most areas

STANDARD BARN



Our most economical style with low side walls. Fits in anyone's back yard and budget!

W x L x H	Built on Site Price	Kit Price
8 x 8 x 8	\$ 2039	\$ 1411
8 x 10 x 8	2196	1490
8 x 12 x 8	2353	1647
8 x 16 x 8	2824	1960
8 x 20 x 8	3137	2103
10 x 10 x 9	2667	1803
10 x 12 x 9	2824	1960
10 x 16 x 9	3294	2274
10 x 18 x 9	3530	2588
10 x 20 x 9	3608	2667

EXECUTIVE



With 7' sidewalls this model gives extra wall space and plenty of room for shelving. Also included are two windows, and shutters.

L x W x H	Built on Site
12 x 8 x 9	\$ 2979
16 x 8 x 9	3126
12 x 10 x 10	3607
16 x 10 x 10	4078
20 x 10 x 10	4549

GARAGE MODELS – WOOD OR VINYL

WOOD GARAGE



<i>Included:</i>	W x L x H	Standard Floor	Pressure Treated Floor	No Floor
12' or 16' Wide Garage	12 x 12 x 11	\$ 5412	\$ 5595	\$ 5228
8' Sidewall	12 x 16 x 11	5756	6001	5512
8'x 7' Steel Garage Door	12 x 18 x 11	5929	6204	5655
	12 x 20 x 11	6102	6408	5796
	12 x 24 x 11	6447	6815	6079
With standard floor,	16 x 16 x 12	6635	7122	6462
Pressure treated floor	16 x 20 x 12	7483	7907	7060
or no floor	16 x 24 x 12	8173	8692	7655
(built on your new slab)				

VINYL GARAGE



<i>Included:</i>	W x L x H	Standard Floor	Pressure Treated Floor	No Floor
12' or 16' Wide Garage	12 x 12 x 11	\$ 6595	\$ 6778	\$ 6411
Vinyl Siding	12 x 16 x 11	7385	7630	7141
8' Sidewall	12 x 18 x 11	7612	7886	7336
8'x 7' Steel Garage Door	12 x 20 x 11	7771	8077	7465
	12 x 24 x 11	8217	8584	7850
With standard floor,	16 x 16 x 12	8024	8354	7694
Pressure treated floor	16 x 20 x 12	9204	9628	8781
or no floor	16 x 24 x 12	10,217	10,736	9700
(built on your new slab)				

FEATURES/OPTIONS

GARAGE MODELS

are available with wood or vinyl siding and are **Built-On-Site**

OPTIONS:

Garage Ramp \$664

Steel Service Door 36" x 7' \$466

Please review additional options on our Wood & Vinyl Buildings in order to customize your garage to suit your specific needs!!



OPTIONS ON CONSTRUCTED BUILDINGS

Double Hung Windows

18" x 27"	\$ 106.00
24" x 27"	146.00

Decorative Cupola	\$186.00
--------------------------	----------

Vinyl Shutters	27.00 (pr.)
-----------------------	-------------

Vinyl Flower Box	40.00
-------------------------	-------

Extra Door

Single-32"	113.00
Double-48"	146.00
Widen Door to-64"	33.00

8' x 7' Garage Door	\$797.00
----------------------------	----------

Note: Shed must have 8' sidewall and minimum 12' wall space.

Anchoring

(4 corners)	166.00
-------------	--------

Vents for Wood Buildings

(8" x 16") set of two	\$ 27.00
-----------------------	----------

Ridge Vents

(4' section)	47.00
--------------	-------

Extra 4 x 4 runner	3.00 (ft.)
---------------------------	------------

8' Pegboard	40.00
--------------------	-------

Portable Ramps	105.00
-----------------------	--------

Permanent Pressure Treated Ramp

48" opening	146.00
64" opening	173.00

Roofing Felt	1.40 per sq ft
---------------------	----------------

Architectural Roof Shingles

(black only) \$27 per bundle

Remove old metal shed	206.00
------------------------------	--------

10' x 10' or less

12" Shelf

8'	\$ 33.00
----	----------

10'	40.00
-----	-------

12'	47.00
-----	-------

16'	53.00
-----	-------

Loft

8 x 2	\$ 53.00
-------	----------

8 x 4	86.00
-------	-------

10 x 2	78.00
--------	-------

12 x 2	93.00
--------	-------

10 x 4	140.00
--------	--------

12 x 4	180.00
--------	--------

16 x 2	109.00
--------	--------

16 x 4	206.00
--------	--------

7' or 8' sidewalls are available
Ask your representative for pricing

5/8" PRESSURE TREATED FLOOR SYSTEMS

Includes pressure treated floor joists one foot on center (40 year warranty)

<u>8' wide</u>		<u>10' wide</u>		<u>12' wide</u>		<u>16' wide</u>	
8 x 8	\$ 82.00	10 x 10	\$ 129.00	12 x 12	\$ 186.00	16 x 16	\$ 335.00
8 x 10	104.00	10 x 12	157.00	12 x 14	218.00	16 x 18	374.00
8 x 12	125.00	10 x 14	182.00	12 x 16	249.00	16 x 20	431.00
8 x 14	145.00	10 x 16	207.00	12 x 20	311.00	16 x 24	527.00
8 x 16	166.00	10 x 18	233.00	12 x 24	374.00		
8 x 20	207.00	10 x 20	258.00				

WRAP AROUND LOFT SYSTEM

For 10' Wide Oversized Barns

10 x 10 O.S.B	\$ 239.00	10 x 18 O.S.B	412.00
10 x 12 O.S.B	266.00	10 x 20 O.S.B	466.00
10 x 16 O.S.B	352.00		

WARRANTIES

Everlast Sheds – warrants the shed for one year from the date of installation. We will cover any defects in workmanship and materials. Kits are excluded.

Manufacturer's Warranties –
Pressure treated floor materials
40 years.

KIT OPTIONS

Prehung Doors Single \$47.00 • Double 67.00

Delivery \$80 plus standard delivery area.

(All delivery charges are extra based on each individual area)

KIT orders may be picked up at our main warehouse located in Southampton, New Jersey

(must be pre-scheduled).

***Review all options on our constructed buildings for optional upgrades to your KIT.**

EVERLAST

Quality
— SHEDS —
Built To Last

Family Owned & Operated
Since 1992

High quality and low price are standard here at Everlast Sheds. In today's economy offering competitive pricing as well as high quality has made the "Everlast" name synonymous with value.

Everlast Sheds is a family owned and operated business. We have built a reputation in customer satisfaction. We use only select materials and top professionals to help ensure your personal satisfaction. Most work is conveniently completed in a single day. Your satisfaction is our business.

Everlast Sheds invites you to research the competitors' products. We believe that once you have viewed other shed products you will appreciate the real value Everlast has to offer; prompt, reliable service, select materials covered under manufacturer's warranty, quality craftsmanship guaranteed and low price are what make Everlast stand a head above the rest.



Check These Features

- ◆ On site construction
- ◆ 4 X 4 Pressure treated skid foundations
- ◆ 2 X 4 Floor joist, 12" O.C. (on center) floor joist gives extra strength
- ◆ 2 x 4 Framing throughout
- ◆ Fly Rafters-2 X 6 in front and 2 X 4 in back
- ◆ Rigid Door Construction – Heavy 6' continuous aluminum hinge on doors
 - 2 x 4 Door Trim for strength and durability
 - 2 x 6 Kick Plate
- ◆ Smartside Panel Siding
- ◆ Assembled with galvanized, rust resistant nails
- ◆ Self-sealing shingles...choice of color: white, black, tan or brown
- ◆ Many options and accessories available
- ◆ All roof trusses are fastened with heavy gauged truss plates
- ◆ Strong 5/8" plywood floor deck
- ◆ Fast, year round service
- ◆ Personal satisfaction guarantee

Customer To Provide

- ◆ 2' clearance around shed
- ◆ Electric power supply outlet within 100 ft.
- ◆ Builder will call morning of scheduled installation to verify directions and shed options. Phone must be answered.
- ◆ Paint or caulk
- ◆ Leveling of the building beyond 6"
- ◆ Building permits – Everlast does not require a permit for installation, however, your township may. It is the customer's responsibility to obtain. We will supply all necessary drawings and specifications pertaining to the design of your building.

Authorized
Dealer
Representative

Buxton's Backyard Structures

1536 Lower Ferry Road, Ewing NJ 08618
609-771-6840

www.BuxtonsBackyardStructures.com



ASK OUR SALES REPRESENTATIVE
ABOUT OUR MONTHLY SPECIAL!!

Manufactured by:

Everlast Sheds