

# *LuxWood*

Home & Office Furniture



Office Furniture • Entertainment Centers • TV Consoles



# DELIVERING STYLE & EXCELLENCE

to provide you with an organized and comfortable workplace

Designed with attention to detail and high quality products, our furniture will give you the quality you desire. We use solid wood and select veneers. Our furniture is finished to resist staining and marring. All of our styles, wood, stains, distressing, paint, fabric and hardware options will coordinate perfectly with your choice of furniture - and you!

From the placement of your order, to the delivery and installation of your furniture, we will handle it all with great care. We give you the quality furniture at a reasonable price!





## TABLE OF CONTENTS

Newport Desk Group . . . . .	4
Eshton Desk Group . . . . .	8
Shelton Desk Group . . . . .	18
Office Pro Desk Group . . . . .	22
Belmont Desk Group . . . . .	26
Hampton Desk Group . . . . .	30
Harrison Desk . . . . .	34
Harrington Desk Group . . . . .	36
File Storage . . . . .	39
Office Chairs . . . . .	40
Entertainment Centers . . . . .	43
TV Consoles . . . . .	45
Finish Options . . . . .	46
Hardware Options . . . . .	50
LuxWood Warranty . . . . .	54
Care Guide . . . . .	55



# NEWPORT

## DESK GROUP

---

With its rustic intricate design on the side panels and raised drawer fronts, the Newport Desk Group combines contemporary furniture styles with the rustic.





# NEWPORT

## Large Computer Credenza



Newport Large Credenza (4120)  
59½"W x 23"D x 30"H

Newport Large Hutch (4112)  
59 ½"W x 10"D x 23"H  
Monitor Area - 30½"W x 16½"H



*Shown in Brown  
Maple with Kona  
Stain*

## STANDARD FEATURES

### Large Credenza (4120)

- Keyboard Tray
- Two File Drawers
- Dovetail Drawer Boxes
- Printer Pullout
- Two Pencil Drawers with Pencil Tray
- Two Divided Drawers
- One Adjustable Shelf
- Full Extension Ball Bearing Drawer Slides
- Desktop Grommet

### Optional Upgrades

#### Large Credenza (4120)

- Locking File Drawers







# NEWPORT

## Small Computer Credenza



*Shown in Brown  
Maple with  
Brushed Slate*

## STANDARD FEATURES

### Small Credenza (4118)

- Keyboard Tray
- Divided Drawer with Pencil Tray
- File Drawer
- Dovetail Drawer Boxes
- Printer Pullout
- One Adjustable Shelf
- Full Extension Ball Bearing Drawer Slides

### Kneehole Desk (4122)

- Pencil Drawer
- Two File Drawers
- Four Divided Drawers

## Optional Upgrades

### Small Credenza (4118)

- Locking File Drawers
- Desktop Grommet

### Kneehole Desk (4122)

- Keyboard Tray instead of Pencil Drawer
- Locking File Drawers
- Desktop Grommet



### Newport Small Credenza (4118)

44"W x 23"D x 30"H

### Newport Small Hutch (4110)

44"W x 10"D x 14"H



### Newport Kneehole Desk (4122)

59½"W x 23"D x 30"H

*Shown in Brown Maple with  
OCS-109 S12 Stain*



# NEWPORT

## Additional Accessories



Newport Desk Table (4116)

*Comes standard with a pencil drawer.  
Optional upgrade includes keyboard tray.*

44"W x 22"D x 30"H

*Shown in Brown Maple with Kona Stain*



Newport Corner Table (4114)

22"W x 23"D x 30"H

*Shown in Brown Maple with Kona Stain*



Newport Desk Chair  
(1570DC-L-44)

*Features leather seat and gas lift.*

*Seat height from 19"-22".*

23"W x 22"D x 38"H

*Shown in Brown Maple with  
OCS109 S-12 Stain*



Newport Side Chair (1570SC)

17"W x 17"D x 38"H

*Shown in Brown Maple with  
Brushed Slate finish*



# ESHTON

## DESK GROUP

---

Define your space and style with the simple elegance of the Eshton Desk Group. Choose from an assortment of desks, bookcases and file cabinets to create the office space that works for you.





# ESHTON

## Double Pedestal Desk & Hutch



### Eshton Double Pedestal Desk (5066)

68"W x 25"D x 30"H

### Eshton Hutch (5082)

Monitor Space: 26"W x 21½"H;

68"W x 15"D x 42"H

### Eshton Desk Table (5075)

*Comes standard with a pencil drawer.*

*Optional upgrade includes keyboard tray.*

50"W x 25"D x 30"H

### Clark Executive Chair (CE58)

See page 41 for details.

### Eshton Corner Table (5077)

25"W x 25"D x 30"H



Shown in Maple with  
OCS 227 Rich Cherry

## STANDARD FEATURES

### Double Pedestal Desk (5066)

- Dovetail Drawer Boxes
- Full Extension Ball Bearing Drawer Slides
- Two File Drawers
- Four Divided Drawers
- Pencil Tray
- Keyboard Tray
- Two Writing Tray Pullouts
- Desktop Grommet

### Eshton Hutch (5082)

- Open center with Wood Back
- Flat Panel Doors
- Two Adjustable Shelves

### Optional Upgrades

#### Double Pedestal Desk (5066)

- Pencil Drawer instead of Keyboard Tray
- Locking File Drawers
- Exterior Finished Back

#### Eshton Hutch (5082)

- Solid Wood Tongue & Groove Back
- LED Lights
- Glass Doors







# ESHTON

## Double Pedestal Desk & Small Hutch

*Shown in Cherry with OCS 113  
Michaels Cherry stain*

### STANDARD FEATURES

#### Double Pedestal Desk (5066)

- Dovetail Drawer Boxes
- Full Extension Ball Bearing Drawer Slides
- Two File Drawers
- Four Divided Drawers
- Pencil Tray
- Keyboard Tray
- Two Writing Tray Pullouts
- Desktop Grommets

#### Eshton Hutch (5086)

- Open center with Wood Back
- Two Small Doors
- Four Small Drawers
- Four Mail Cubbies

#### Optional Upgrades

#### Double Pedestal Desk (5066)

- Pencil Drawer instead of Keyboard Tray
- Locking File Drawers
- Exterior Finished Back



#### Eshton Double Pedestal Desk (5066)

68"W x 25"D x 30"H

#### Eshton Hutch (5086)

Open Space: 25½"W x 12"H;

68"W x 13"D x 19"H





# ESHTON

## Corner Desk

### Eshton Corner Desk (5064)

73"W x 73"D x 30"H

*Shown in Brown Maple with  
OCS Rich Cherry Stain*



## STANDARD FEATURES

### Corner Desk (5064)

- Keyboard Tray
- Two Divided Drawers
- Two Writing Tray Pullouts
- Pencil Tray
- Three File Drawers
- Desktop Grommet
- Flip-up Corner Desktop
- Dovetail Drawer Boxes
- Full Extension Ball Bearing Drawer Slides

### Optional Upgrades

#### Corner Desk (5064)

- Pencil Drawer instead of Keyboard Tray
- Locking File Drawers

### Lateral File (5072)

*Stores letter or legal size files.*

35½"W x 25"D x 30"H

*Shown in Brown Maple with  
OCS 227 Rich Cherry*



### 3 Drawer File Cabinet (5058)

*Stores letter or legal size files.*

22"W x 25"D x 42½"H



### 2 Drawer File Cabinet (5056)

*Stores letter or  
legal size files.*

22"W x 25"D x 30"H



*Lateral File  
shown with  
file bar system.*



*Shown in Brown Maple with OCS Coffee Stain*





# ESHTON

## Single Pedestal Computer Desk & Hutch

### STANDARD FEATURES

#### Single Pedestal Desk (5054)

- Dovetail Drawer Boxes
- File Drawer
- Keyboard Tray
- Two Divided Drawers with a Pencil Tray
- Righthand Drawer Pedestal
- Writing Tray Pullout
- Desktop Grommet
- Open Side & Back in Kneehole
- Full Extension Ball Bearing Drawer Slides

#### Eshton Hutch (5079)

- Two Adjustable Shelves
- Two Fixed Shelves with Wood Back

### Optional Upgrades

#### Single Pedestal Desk (5054)

- Pencil Drawer instead of Keyboard Tray
- Lefthand Drawer Pedestal
- Exterior Finished Back
- Closed Side & Back Panel
- Locking File Drawers

#### Eshton Hutch (5079)

- Solid Wood Tongue & Groove Back
- LED Lights



*Shown in Oak with S-2 Honey Stain*

**Eshton Single Pedestal Desk (5054)**  
50"W x 25"D x 30"H

**Eshton Hutch (5079)**  
52½"W x 18"D x 47"H



**Eshton Desk Table (5075)**  
Comes standard with a pencil drawer. Optional upgrade includes keyboard tray.  
50"W x 25"D x 30"H



# ESHTON

Single Pedestal Computer  
Desk & Small Hutch



Eshton Single Pedestal Desk (5054)  
50"W x 25"D x 30"H

Eshton Hutch (5027)  
Monitor Space: 23½"W x 20"H  
48"W x 11¾"D x 27"H

Eshton Corner Table (5077)  
25"W x 25"D x 30"H



Shown in Oak with S-2  
Honey Stain

## STANDARD FEATURES

### Single Pedestal Desk (5054)

- Dovetail Drawer Boxes
- File Drawer
- Keyboard Tray
- Two Divided Drawers & a Pencil Tray
- Righthand Drawer Pedestal
- Writing Tray Pullout
- Desktop Grommet
- Open Side & Back in Kneehole
- Full Extension Ball Bearing Drawer Slides.

### Eshton Hutch (5027)

- Four Dovetail Drawers
- Two Shelves
- Mail Cubbies
- Wood Back

### Optional Upgrades

#### Single Pedestal Desk (5054)

- Pencil Drawer instead of Keyboard Tray
- Lefthand Drawer Pedestal
- Exterior Finished Back
- Closed Side & Back Panel
- File Drawer Locks







# ESHTON

Single Pedestal Computer  
Desk & Bi-Fold Door Hutch

## STANDARD FEATURES

### Single Pedestal Desk (5054)

- Dovetail Drawer Boxes
- File Drawer
- Keyboard Tray
- Two Divided Drawers & a Pencil Tray
- Righthand Drawer Pedestal
- Writing Tray Pullout
- Desktop Grommet
- Open Side & Back in Kneehole
- Full Extension Ball Bearing Drawer Slides

### Eshton Hutch (5078)

- Bi-Fold Doors
- Open Compartment with Two Adjustable Shelves

### Optional Upgrades

#### Single Pedestal Desk (5054)

- Pencil Drawer instead of Keyboard Tray
- Lefthand Drawer Pedestal
- Exterior Finished Back
- Closed Side & Back Panel
- File Drawer Locks

#### Eshton Hutch (5079)

- Solid Wood Tongue & Groove Back

*Shown in Brown Maple  
with Two-Tone Black  
Rub-through & OCS  
113 Michaels Stain with  
Optional Solid Wood  
Tongue & Groove Back*



*Single Pedestal Desk with  
Hutch shown closed*

Eshton Single Pedestal Desk (5054)

50"W x 25"D x 30"H

Eshton Hutch (5078)

52½"W x 18"D x 47"H



# ESHTON

## Single Pedestal Computer Desk & Hutch



Eshton Single Pedestal (5070)

50"W x 25"D x 30"H

Eshton Hutch (5068)

48"W x 14"D x 40"H



*Shown in Rustic  
Cherry with  
Standard Distressing  
and Windsor Stain*

## STANDARD FEATURES

### Single Pedestal Desk (5070)

- Keyboard Tray
- CPU Storage
- Pullout Writing Tray
- Righthand Pedestal

### Eshton Hutch (5068)

- Open Compartment
- Adjustable Shelf
- Door Compartment with two Adjustable Shelves

## Optional Upgrades

### Single Pedestal Desk (5070)

- Closed Side & Back in Kneehole







# ESHTON

Single Pedestal Desk & Hutch

## STANDARD FEATURES

### Single Pedestal Desk (5054)

- Dovetail Drawer Boxes
- File Drawer
- Keyboard Tray
- Two Divided Drawers & a Pencil Tray
- Righthand Drawer Pedestal
- Writing Tray Pullout
- Desktop Grommet
- Open Side & Back in Knee-hole
- Full Extension Ball Bearing Drawer Slides

### Eshton Hutch (5015)

- Six Dovetailed Drawers
- Six Mail Cubbies

### Optional Upgrades

#### Single Pedestal Desk (5054)

- Pencil Drawer instead of Keyboard Tray
- Lefthand Drawer Pedestal
- Exterior Finished Back
- Closed Side & Back Panel
- File Drawer Locks

*Shown in Oak with OCS  
Coffee Stain*



### Eshton Single Pedestal Desk (5054)

50"W x 25"D x 30"H

### Eshton Hutch (5015)

48"W x 11¼"D x 15"H



# ESHTON

## Additional Accessories

### Corner Table (5076)

32"W x 25"D x 30"H

*Shown in Brown Maple with Two-Tone Black Rub-through & OCS 113 Michaels Stains*



Desk Table (5074) with  
Small Eshton Hutch (5015)  
Standard with pencil drawer;  
optional upgrade to a keyboard tray.  
50"W x 32"D x 30"H

*Shown in Brown Maple with Two-Tone Black Rub-through & OCS 225 Mission Maple*



### Eshton Bookcase (5062)

*Featuring divided lite glass doors. Optional upgrades include specialty glass, glass shelves and LED lighting.*

36"W x 15½"D x 42½"H



### Eshton Open Bookcase (5060)

*Features two adjustable shelves.*

36"W x 15½"D x 42½"H

*Shown in Brown Maple with OCS Coffee Stain*

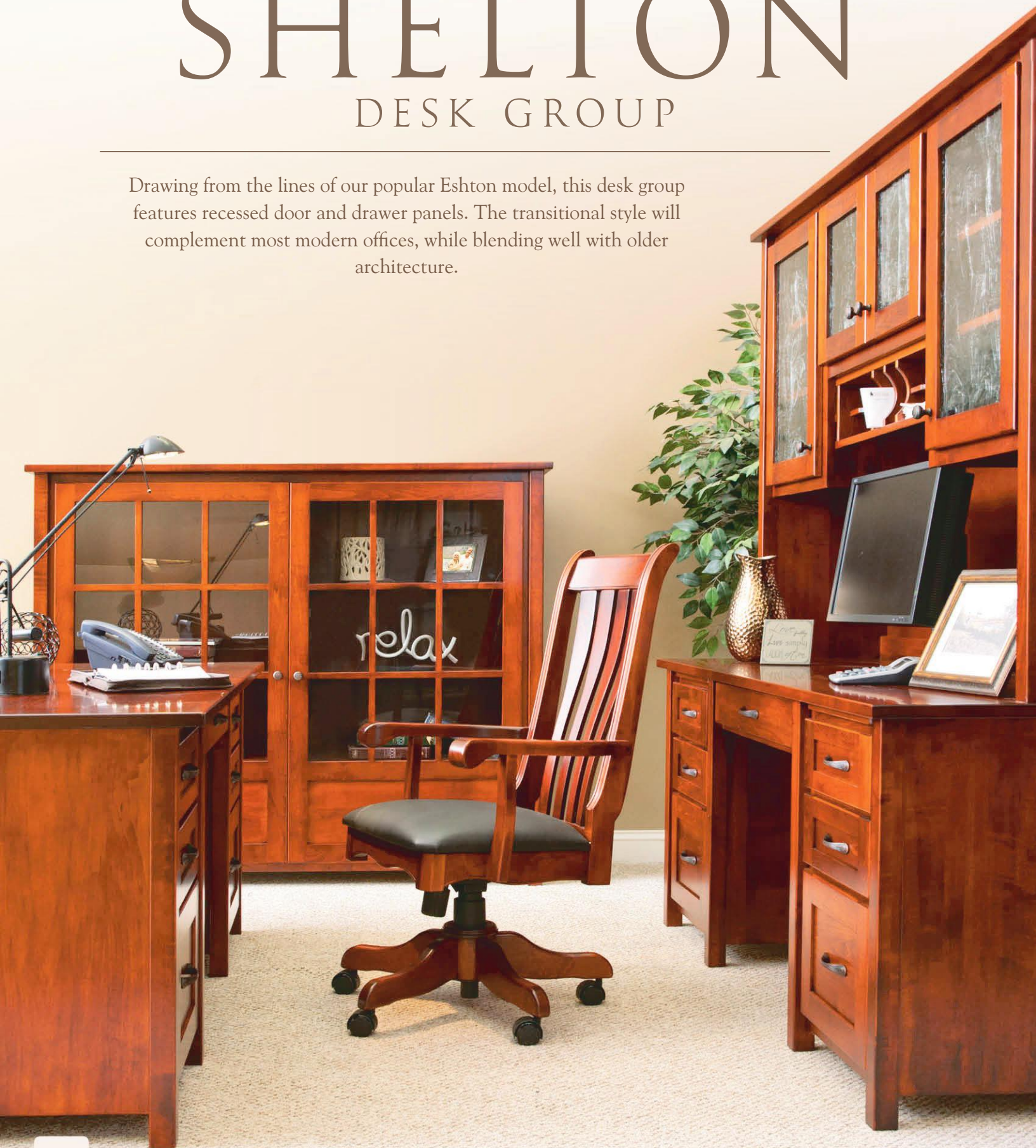


# SHELTON

## DESK GROUP

---

Drawing from the lines of our popular Eshton model, this desk group features recessed door and drawer panels. The transitional style will complement most modern offices, while blending well with older architecture.





# SHELTON

## Double Pedestal Desk & Hutch



**Double Pedestal Desk (8002)**  
68"W x 25"D x 30"H

**Hutch with Cubbie (8010)**  
Monitor Space: 25½"W x 22½"H  
68"W x 15"D x 48"H

**Hampton Desk Chair (1249)**  
See page 40 for details.  
*Shown in Salem Cherry*



*Shown in Brown  
Maple with OCS  
Mission Maple Stain  
and Optional Reamy  
Glass in Doors*



## STANDARD FEATURES

### Double Pedestal Desk (8002)

- Two Writing Tray Pullouts
- Four Divided Drawers
- Two File Drawers
- Desktop Grommets
- Keyboard Tray
- Full Extension Ball Bearing Drawer Slides
- Dovetail Drawer Boxes

### Shelton Hutch (8010)

- Six Mail Cubbies
- Flat Panel Wood Doors
- Wood Back

### Optional Upgrades

#### Double Pedestal Desk (8002)

- Pencil Drawer instead of Keyboard Tray
- Locking File Drawers

#### Shelton Hutch (8010)

- Solid Wood Tongue & Groove Back
- LED Lights
- Glass Doors - Clear or Specialty Glass
- Glass Shelves







# SHELTON

## Executive Desk

Shelton Executive Desk (8032)

70"W x 32"D x 30"H

*Shown in Brown Maple  
with OCS Mission Maple  
Stain*

## STANDARD FEATURES


### Executive Desk (8032)

- Pencil Drawer
- Two Writing Tray Pullouts
- Four Divided Drawers
- Two File Drawers
- Desktop Grommets
- Exterior Finished Back
- Full Extension Ball Bearing Drawer Slides
- Dovetail Drawer Boxes

### Optional Upgrades

#### Executive Desk (8002)

- Locking File Drawers
- Keyboard Tray instead of Pencil Drawer



Standard Finished Back  
on Executive Desk

# SHELTON

## Additional Accessories



### Shelton Large Bookcase (8008)

*Standard with clear glass doors and wood shelves. Optional upgrades include specialty glass, glass shelves, solid wood tongue and groove back & LED Lights.*

64"W x 15"D x 54"H



### Double Lateral File (8004)

*Stores letter or legal size files.*

64½"W x 25"D x 30"H



### 2 Drawer File Cabinet (8012)

*(not pictured) Stores letter or legal size files.*

22"W x 25"D x 30"H



*Lateral File shown with file bar system.*

*Shown in Brown Maple with OCS Mission Maple Stain*



# OFFICE PRO

## DESK GROUP

---

For office furniture that inspires creativity and productivity, the Office Pro Desk Group is designed to match your style and budget.





# OFFICE PRO

## Executive Collection Group

Office Pro Group (6200)  
Complete 6 Piece  
88½"W x 88½"D x 78"H

Heritage Office Chair (68L)  
26"W x 18"D x 35-39"H  
*See page 40 for more information*



Corner Desk (6230) (A)  
*Featuring a keyboard tray & bottom shelf.*  
45¾"W x 45¾"D x 30"H

Corner Computer Hutch (6214) (B)  
45¾"W x 45¾"W x 14"D x 48"H

Right Hutch (4214R) (C)  
42"W x 14"D x 48"H  
*Crown protrudes an additional  
2½" on front & sides*

Left Hutch (4214L) (D)  
42"W x 14"D x 48"H  
*Crown protrudes an additional  
2½" on front & sides*

Right Base (4230R) (E)  
42¾"W x 24½"D x 30"H

Left Base (4230L) (F)  
42¾"W x 24½"D x 30"H

## STANDARD FEATURES

### Office Pro Group (6200)

- Raised Panel Doors, Drawer Fronts and Sides
- Keyboard Tray in Corner
- Printer Pullout
- CPU Storage
- File Drawer
- Writing Tray Pullout
- Two Divided Drawers (one with pencil tray)
- Dovetail Drawer Boxes
- Full Extension Ball Bearing Drawer Slides
- Three Desktop Grommets

### Optional Upgrades

#### Office Pro Group (6200)

- LED Lights
- Solid Wood Tongue & Groove Back
- Glass Doors
- Glass Shelves
- Locking File Drawers



*Shown in Cherry with Standard Distressing Finish and Harvest Stain.*





# OFFICE PRO

## Executive Desk

### STANDARD FEATURES

#### Executive Desk (6300)

- Pencil Drawer with Pencil Tray
- 2 Writing Tray Pullouts
- 4 Divided Drawers
- 2 File Drawers
- 2 Desktop Grommets
- Dovetail Drawer Boxes
- Full Extension Ball Bearing Drawer Slides
- Raised Panel Doors, Drawer Fronts, Sides, and Back

#### Optional Upgrades

##### Executive Desk (6300)

- Locking File Drawers
- Keyboard Tray instead of Pencil Drawer

*Shown in Cherry with  
Standard Distressing  
Finish and Harvest Stain*



**Raised Panel Executive Desk (6300)**

70"W x 36"D x 30"H

**Raised Panel Executive Desk (6320)**

(not shown) 65"W x 30"D x 30"H



**Raised Panel  
Back View**

# OFFICE PRO

## Additional Accessories



### 6' Bookcase (6240)

*Featuring raised panel side & 5 adjustable shelves. Crown protrudes an additional 2½" on front & sides*

36"W x 13"D x 72"H

### 5' Bookcase (6238)

*Featuring raised panel side & 4 adjustable shelves. Crown protrudes an additional 2½" on front & sides*

36"W x 13"D x 60"H



### Bookcase Hutch (6234)

*Featuring 3 adjustable shelves. Crown protrudes an additional 2½" on front & sides.*

31"W x 14"D x 48"H

### Lateral File (6232)

*Stores letter or legal size files.*

33"W x 24¾"D x 30"H

*Shown in Cherry with OCS 116 Harvest*



# BELMONT

## DESK GROUP

---

The ultimate in style and function, the Belmont Desk Group is a versatile workplace for your endeavors. Well designed features maximize your workspace, making your office more pleasant and productive. With a variety of hardwoods and finishes, you can create the perfect look for your office.





# BELMONT

## Corner Desk Group



*Shown in Brown  
Maple with Standard  
Distressing and OCS  
Michaels Cherry Stain*



**Belmont Corner Desk (7050) (A)**  
44"W x 44"D x 30"H

**Lefthand Desk Base (7066) (C)**  
40"W x 24"D x 30"H

**Belmont Hutch (7052) (B)**  
44"W x 44"W x 12 $\frac{3}{4}$ "D x 50"H  
47"W x 47"W x 15 $\frac{3}{4}$ "D at crown moulding

**Righthand Desk Base (7062) (D)**  
50"W x 24"D x 30"H

## STANDARD FEATURES

- Full Extension Ball Bearing Drawer Slides
- Flat Panel Doors & Drawer Fronts with Square Pegs
- Flat Panel Sides with Square Pegs

### A - Corner Desk (7050)

- Keyboard Tray
- Two Desktop Grommets

### B - Hutch (7052)

- Open Center with Adjustable Shelf

### C - Lefthand Desk Base (7066)

- Pencil Drawer with Pencil Tray
- Writing Tray Pullout
- CPU Storage

### D - Righthand Desk Base (7062)

- Writing Tray Pullout
- Two File Drawers
- Dovetail Drawer Boxes

## Optional Upgrades

### B - Hutch (7052)

- Solid Wood Tongue & Groove Back
- LED Lighting
- Center Lift Lid
- Center Glass Door

### D - Righthand Desk Base (7062)

- Locking File Drawers
- Replace Upper File Drawers for 2 Smaller Divided Drawers







# BELMONT

## L Shaped Desk

Belmont Hutch (7074)

75 $\frac{3}{4}$ "W x 16  $\frac{3}{8}$ "D x 46"H

Belmont L-Desk (7076)

73"W x 73"D x 30"H

## STANDARD FEATURES

### L-Desk (7076)

- Standard with Finished Back on Return
- Pencil Drawer with Pencil Tray
- Keyboard Tray
- Pencil Drawer
- 2 Writing Tray Pullouts
- 4 Divided Drawers
- 2 Desktop Grommets
- Dovetail Drawer Boxes
- Full Extension Ball Bearing Drawer Slides
- Flat Panel Doors, Drawer Fronts and Sides

### Hutch (7074)

- Flat Panel Doors
- Adjustable Shelves with Wood Back

## Optional Upgrades

### L-Desk (7076)

- Locking File Drawers
- Keyboard Tray instead of Pencil Drawer

### Hutch (7074)

- Solid Tongue & Groove Back
- LED Lights



*Shown in Brown  
Maple with OCS 113  
Michaels Cherry Stain*



### 3 Drawer Organizer (7058)

*Features Dovetail Drawers.*

14"W x 10 $\frac{3}{4}$ "D x 12 $\frac{1}{4}$ "H

### 2 Drawer Organizer (7062)

*Features Dovetail Drawers.*

14"W x 10 $\frac{3}{4}$ "D x 8 $\frac{1}{2}$ "H



### 5 Drawer Organizer (7056)

*Features Dovetail Drawers.*

14"W x 10 $\frac{3}{4}$ "D x 20"H

### 4 Drawer Organizer (7060)

*Features Dovetail Drawers.*

14"W x 10 $\frac{3}{4}$ "D x 16 $\frac{1}{4}$ "H

*Organizer drawers inside dimensions: 11  $\frac{3}{8}$ "W x 8  $\frac{7}{8}$ "D x 2 $\frac{1}{4}$ "H.*

*All organizers are available in Maple, Oak, Cherry or Quarter Sawn White Oak.*

*Shown in Quarter Sawn White Oak with OCS 113 Michaels*



# BELMONT

## Additional Accessories



### Bookcase (7072)

*Standard with clear glass in doors (as shown). Optional upgrades include specialty glass or wood doors.*

48"W x 15"D x 43½"H

*Shown in Brown Maple with OCS Michaels Cherry Stain*



### 5 Shelf Bookcase (7054)

*Five Adjustable Shelves*

36"W x 13"D x 80"H

42"W x 16"D at crown moulding

*Shown in Brown Maple with Standard Distressing and OCS Michaels Cherry Stain*



### Lateral File (7064)

*Stores letter or legal size files.*

33½"W x 24"D x 30"H

*Shown in Brown Maple with OCS Michaels Cherry Stain*



# HAMPTON

## DESK GROUP

---

Make a powerful first impression with the Hampton Desk Group. This desk is a blend of traditional and contemporary styles. The superior craftsmanship and versatile options make any office more impressive and productive.





# HAMPTON

## Corner Desk & Hutch



*Shown in Red Oak  
with OCS Harvest  
Stain 116.*



### Hampton Hutch (7002)

*Hutch top is 14" deep, crown protrudes  
3" on each end and front.  
71"W x 14"D x 45¾"H*

### Hampton Corner Desk (7001)

*Choice of Lefthand or Righthand  
return available. Desktop is 25" deep.  
73"W x 73"D x 30"H*

## STANDARD FEATURES

### Corner Desk (7001)

- Standard with Righthand Return
- Keyboard Tray
- Pencil Drawer with Pencil Tray
- Two Writing Tray Pullouts
- CPU Storage
- Two Divided Drawers
- Full Extension Ball Bearing Drawer Slides
- File Drawer
- Finished Back on Return Side
- Two Desktop Grommets

### Hutch (7002)

- Raised Panel Doors
- Adjustable Shelves

### Optional Upgrades

#### Corner Desk (7001)

- Locking File Drawer
- Lefthand Desk Return
- Raised Panel Sides and Back

#### Hutch (7002)

- LED Lighting
- Solid Wood Tongue and Groove Back
- Glass Doors
- Glass Shelves
- Raised Panel Sides







# HAMPTON

## Double Pedestal Desk

### STANDARD FEATURES

#### Double Pedestal Desk (7016)

- Four Divided Drawers
- Pencil Tray
- Two File Drawers
- Dovetail Drawer Boxes
- Keyboard Tray
- Two Writing Tray Pullouts
- Full Extension Ball Bearing Drawer Slides
- Desktop Grommet

#### Hutch (7018)

- Raised Panel Doors
- Open Center
- Adjustable Shelves

### Optional Upgrades

#### Double Pedestal Desk (7016)

- Locking File Drawers
- Pencil Drawer instead of Keyboard Tray
- Raised Panel Sides

#### Hutch (7018)

- LED Lighting
- Solid Wood Tongue and Groove Back
- Raised Panel Sides
- Glass Doors
- Glass Shelves

*Shown in Cherry with  
OCS 106 Acres Stain*

#### Hampton Hutch (7018)

60"W x 13"D x 45¾"H  
Monitor Area: 24"W x 22"H.  
Crown moulding protrudes  
an additional 3" on each  
side and front.



#### Hampton Double Pedestal Desk (7016)

62"W x 24"D x 30"H





# HAMPTON

## Additional Accessories



### 4' Bookcase (7010)

*Features 2 adjustable shelves. Crown moulding protrudes an additional 2¼" on each side and front.*

36"W x 12"D x 48"H

*Shown in Red Oak with Asbury Stain.*



### 5' Bookcase (7012)

*Features 3 adjustable shelves. Crown moulding protrudes an additional 3" on each side and front.*

36"W x 12"D x 60"H

*Shown in Cherry with OCS 106 Acres.*



### 6' Bookcase (7014)

*Features 4 adjustable shelves. Crown moulding protrudes an additional 3" on each side and front.*

36"W x 12"D x 72"H

*Shown in Cherry with OCS 106 Acres.*

### Lateral File Cabinet (7008)

*Stores letter or legal size files.*

33"W x 25"D x 30"H

*Shown in Red Oak with OCS Harvest Stain 116.*





# HARRISON

## DESK GROUP

---

Whether you're expanding your team or your office, the Harrison Desk provides the perfect solution of added desk space without over-crowding your floor space. With its stately columns and ornate crown moulding this desk will be the focal point of your office.





# HARRISON

Desk & Hutch



*Shown in Brown Maple with Espresso Stain*



## Harrison Desk with Hutch (7101)

111"W x 85"D x 30"H to desktop  
84"H overall

## Harrison Desk (7102)

108"W x 85"D x 30"H



## Also Available:

### 6' Book Case (7104)

*With Four shelves. Crown moulding protrudes an additional 3½".*

36"W x 13"D x 72"H

### Lateral File (7108)

*Stores letter or legal size files.*

38"W x 25"D x 30"H

*Shown in Brown Maple with Espresso Stain*



*Lateral File shown with file bar system.*

## STANDARD FEATURES

### Desk & Hutch (7101 & 7102)

- Two Keyboard Trays
- Two Pencil Drawers with Pencil Tray
- Two Small Drawers
- Two Divided Drawers
- Two File Drawers
- Two Printer Pullouts
- Dovetail Drawer Boxes
- Three Desktop Grommets
- Full Extension Ball Bearing Drawer Slides
- Clear Glass Doors
- Adjustable Shelves

### Optional Upgrades

#### Desk & Hutch (7101 & 7102)

- Locking File Drawers
- LED Lighting
- Solid Wood Tongue and Groove Back
- Specialty Glass Doors
- Glass Shelves
- Flat Panel Wood Doors





# HARRINGTON

## OFFICE GROUP

The Harrington Office Group gives you flexibility and options to maximize your workplace. Available in Red Oak, Cherry, Maple, or Quarter Sawn White Oak in the stain color of your choice.



Shown in Red Oak with  
OCS 116 Havest Stain



# HARRINGTON

## Desk & Hutch

*Shown in Black  
Rubthrough on Oak  
with OCS Coffee  
doors, top, crown,  
and back.*



Harrington Computer Desk (6024) (A)  
60"W x 24¾"D x 30"H

Harrington Computer Hutch (6016) (B)  
Crown moulding protrudes 2½".  
60"W x 13"D x 48"H

Bookcase Hutch (3016) (x2) (C)  
Crown moulding protrudes an additional 2½".  
31"W x 13"D x 48"H

Lateral File Cabinet (3020) (D)  
Stores letter or legal size files.  
32"W x 24¾"D x 30"H

Printer/Fax Cabinet (3024) (E)  
32"W x 24¾"D x 30"H

## STANDARD FEATURES

- Computer Desk (6024)**
- Dovetail Drawer Boxes
  - Two Divided Drawers
  - Pencil Tray
  - File Drawer
  - Keyboard Tray
  - Writing Tray Pullout
  - CPU Storage Compartment
  - Desktop Grommet
  - Full Extension Ball Bearing Drawer Slides

- Computer Hutch (6016)**
- Open Center
  - Raised Panel Doors

- Bookcase Hutch (3016)**
- Two adjustable shelves
  - 6 Lite Glass Doors

- Lateral File Cabinet (3020)**
- Two dovetailed drawers

- Printer/Fax Cabinet (3024)**
- Raised Panel Doors
  - One Adjustable Shelf
  - Desktop Grommet

### Optional Upgrades

- Computer Desk (6024)**
- Locking File Drawers

- Computer Hutch (6016)**
- Corkboard Back
  - Solid Wood Tongue & Groove Back
  - LED Lighting
  - Glass Doors
  - Glass Shelves

- Bookcase Hutch (3016)**
- Without Doors
  - Solid Wood Tongue and Groove Back







# HARRINGTON

## Kneehole Desk & Hutch

### STANDARD FEATURES

#### Computer Desk (6026)

- Pencil Drawer
- Two File Drawers
- Four Divided Drawers
- Desktop Grommet

#### Computer Hutch (6016)

- Open Center
- Raised Panel Doors

#### Optional Upgrades

##### Computer Desk (6026)

- Keyboard Tray instead of Pencil Drawer

##### Computer Hutch (6016)

- Corkboard Back
- Solid Wood Tongue & Groove Back
- LED Lighting
- Glass Doors
- Glass Shelves

*Shown Red oak with  
OCS 112 Provincial  
Stain*



#### Harrington Knee-hole Desk (6026)

62"W x 24 ¾"D x 30"H

#### Harrington Computer Hutch (6016)

*Crown moulding protrudes 2½".*

60"W x 13"D x 48"H



# FILE STORAGE

These file cabinets are built with dovetailed drawer boxes to last a lifetime. Featuring full extension ball bearing slides, the file frame system accommodates letter or legal files and easily adjusts between file configurations. Available in oak, cherry, maple or Qtr. sawn white oak in your choice of stain and hardware.

## FILE BOXES

*Shown in Natural Oak*



### File Box (12LF)

*Letter size stackable file boxes. Featuring dovetailed joinery and brass plated hardware. Available in oak, cherry or maple.*  
14½"W x 11¼"D x 12"H

## MEDIA/FILE CABINET

*Shown in Cherry with OCS 106 Acres Stain*



### Media/File Cabinet (3044)

*The two top drawers are 4" Deep. Bottom drawer stores letter or legal size files. 33"W x 24¾"D x 30"H*

## FILING CABINETS

*Shown in Cherry with OCS 106 Acres Stain*



### 2 Drawer File Cabinet (2190)

19½"W x 24¾"D x 30"H

### 3 Drawer File Cabinet (3190)

19½"W x 24¾"D x 42½"H

### 4 Drawer File Cabinet (4190)

19½"W x 24¾"D x 54½"H



## LATERAL FILE CABINET

*Shown in Cherry with OCS 106 Acres Stain*



### Lateral File Cabinet (3020)

*Stores Letter or Legal Size Files.*  
33"W x 24¾"D x 30"H



*File Bar System*



# OFFICE CHAIRS



## Aspen (1108DC)

Available in Oak, Brown Maple, Cherry, and Qtr Sawn White Oak.

25½"W x 17"D x 43" H

Shown in Qtr Sawn White Oak with OCS 113 Michaels Cherry



## Cascade (1126DC-L)

Available in Oak, Brown Maple, Cherry, and Qtr Sawn White Oak.

25"W x 16"D x 46"H

Shown in Red Oak with OCS 113 Michaels Cherry with Black Leather Seat



## Hampton (1249)

Available in Red Oak, Cherry, Maple, or Qtr. Sawn White Oak in the stain color of your choice. Available with leather or fabric. Center pivot tilt/swivel mechanism.

26"W x 26"D x 43"H;

Seat 19"W x 18"D x 15"H

Shown in Salem Cherry



## Heritage (68L)

Available in oak & cherry. Also available with fabric.

26"W x 18"D x 35-39"H

Shown in OCS 101 S-2 stain with black leather cushions



## New England (54AD)

Available in Red Oak, Cherry and Maple.

24"W x 21"D x 39½"H

Shown in Maple with OCS Coffee



## Desk Arm Chair (DC55)

Features gas lift, tilt lock, adjustable tension tilt, knee tilt for better blood circulation in legs. Available in Oak, Brown Maple, Cherry, and Qtr Sawn White Oak. Seat Depth 19½"; Seat Width 22"; Back Height 27".

Shown in Cherry with OCS 111 Boston and Black Leather

\* All swivel chairs have a gas cylinder height control with tension adjustment.



# OFFICE CHAIRS



**Clark Executive Chair (CE58)**  
Available in Oak, Brown Maple, Cherry, Qtr Sawn White Oak and Hickory. Gas lift, tilt lock, adjustable tension tilt for exact individual comfort. Available with Buckeye fabric or leather.  
Seat Depth 20", Seat Width 20½", Back Height 29"  
Shown in Brown Maple with OCS 227 Rich Cherry & Black Leather



**Newport Desk Chair (1570DC-L-44)**  
Features leather seat and gas lift.  
Seat height from 19"-22".  
23"W x 22"D x 38"H  
Shown in Brown Maple with OCS109 S-12 Stain



**Newport Arm (1570AC)**  
Available in Oak, Brown Maple, Cherry, and Qtr Sawn White Oak.  
17"W x 17"D x 38"H  
Shown in Brown Maple with OCS 228 Rich Tobacco  
**Newport Side (1570SC)**  
17"W x 17"D x 38"H



**Mesa (1650DC-L)**  
Available in Oak, Brown Maple, Cherry, and Qtr Sawn White Oak.  
21"W x 16"D x 39½"H  
Shown in Brown Maple with OCS 225 Mission Maple with Black Leather Seat



**Mesa Arm (1650AC)**  
Available in Oak, Brown Maple, Cherry, and Qtr Sawn White Oak.  
21"W x 16"D x 39½"H  
Shown in Cherry with Nutmeg Stain



**Mesa Side (1650S)**  
Available in Oak, Brown Maple, Cherry, and Qtr Sawn White Oak.  
18"W x 16"D x 39½"H  
Shown in Cherry with Nutmeg Stain

\* All swivel chairs have a gas cylinder height control with tension adjustment.



# ENTERTAINMENT CENTERS

---

The LuxWood line of entertainment centers provides an aesthetic way of showcasing your digital goods. Some of our units are modular in design, configured to meet everyday storage needs and provide the flexibility you need in your living room. Choose your door options, stain, and hardware options and we will build the wall unit that's right for you!





# OXFORD

## Wall Unit

The modular components configured to meet your everyday storage needs gives this wall unit the flexibility you need in your living room. Select only the pieces you need, choose your door options, stain, and hardware options. Available in oak, cherry maple or quarter sawn white oak.



Shown in Maple with  
OCS 226 Coffee

Center Console (814) (A)  
60"W x 21"D x 22"H

Side Base Cabinet (816) (B)  
(Top overhangs 3/4" on front and sides)  
21"W x 21"D x 30"H

Side Bookcase Cabinet (818) (C)  
(Crown protrudes 3" on side & front.)  
21"W x 13"D x 48 3/4"H

Center Bridge Cabinet (820) (D)  
60"W x 13"D x 16"H

Overall measurement 108"W x 21"D x 79"H  
TV area measures 58 1/2"W x 37 3/4"H

## STANDARD FEATURES

- Console Doors in Glass
- Dovetail Drawers & Full Extension Drawer Slides
- Upper Glass Doors

### Center Console (814)

- Two Dovetail Drawers
- Glass Doors
- Adjustable Shelves inside doors

### Side Base Cabinet (816)

- Two adjustable shelves
- Raised Panel Doors

### Side Bookcase Cabinet (818)

- Two Adjustable Shelves with Glass Doors

### Center Bridge Cabinet (820)

- Three Open Display Compartments

## Optional Upgrades

- LED Lighting
- Specialty Glass
- Glass Shelves
- Speaker Cloth Door Inserts

### Side Bookcase Cabinet (818)

- Speaker Cloth for doors
- Raised Panel Doors
- Glass Doors







*Shown in Brown Maple with OCS Michaels Cherry and Old World Distressing*

# BAILEY

## Entertainment Center

52" TV Configuration (952)

103½"W x 21"D x 88"H

60" TV Configuration (960)

108½"W x 21"D x 92"H

### STANDARD FEATURES

- Glass Center Console Doors
- Dovetail Drawers
- Full Extension Drawer Slides
- Upper Glass Doors

#### Optional Upgrades

- LED Lighting
- Speaker Cloth Door Inserts
- Specialty Glass
- Glass Doors

# STATES MANOR

## Wall Unit

Available in Oak, Cherry Maple or  
Quarter Sawn White Oak.

States Manor Wall Unit (760)

113"W x 21"D x 84"H


TV Compartment - 59¾" W x Adj. Height

### STANDARD FEATURES

- Raised Panel Wood Doors in base
- Upper Divided Light Glass Doors

#### Optional Upgrades

- LED Lighting
- Specialty Glass
- Glass Shelves



*Shown in Cherry with  
OCS 106 Acres Cherry.*



# TV CONSOLES



## Camden TV Console (802)

*Comes standard with one adjustable shelf in each compartment and two adjustable shelves in center console. Standard with raised panel doors and center glass door. Optional upgrade includes specialty glass. Available in oak, cherry, maple, or qtr. sawn white oak in your choice of stain colors.*

53"W x 20"D x 28"H

*Shown in oak with Harvest stain with smoked glass door*



## Livingston TV Console (812)

*Standard with dovetailed drawers with full extension drawer slides and glass doors. Optional upgrade includes specialty glass doors. Available in oak, cherry, maple, or qtr. sawn white oak in your choice of stain colors.*

65"W x 20"D x 28"H

*Shown in Salem Cherry with smoked glass doors*



# FINISH OPTIONS

## Finishing

LuxWood finishes are created with both beauty and longevity in mind. Our furniture undergoes a minimum of a 6 step finishing process that allows the natural splendor of the wood to shine through while protecting it from scuffs, dents, moisture and household chemicals. Our finish choices allow you to create anything from a clear, natural wood look to a one-of-a-kind weathered heirloom appearance.

## Character Finish

These artful combinations of durable finishing and authentic hand craftsmanship create beautiful aged-looking finishes. Each of our distressed finishes begin with one of our standard stain colors. It is accented with a variety of character effects and complimented by a hand-rubbed glaze in a flat sheen topcoat. Different looks are achieved by combining various effects. See the effects listed below and on the next page to choose between the Standard or Old World Distressing.



## Standard Distressing

Our Standard Distressing Includes:

**Worm Holes** - A specific type of physical distressing that mimics naturally produced worm holes seen in old wood.

**Round-Over** - Light sanding over corners and edges to soften them, creating an aged and weathered appearance.

**Hand Rubbed Glazes** - An added layer of beauty that accents your furniture's character marks. The glaze leaves a delicate coating over the entire surface. It adheres more visibly to corners, profile edges and detail areas

**Conversion Varnish** - High quality conversion varnish top coat.



## Old World Distressing

Our Old World Distressing Includes:


Worm Holes, Round-Over, Hand Rubbed Glazes & Conversion Varnish

**Artist's Marks** - Impacting the furniture surface with various tools to reproduce wear, split marks, and other signs of age and weather.

**Simulated Cracks** - Marks get cut into the wood in various ways as to simulate loose joints and splits in the wood.

**Natural Character** - Small knots, mineral and sap may be left in the wood to add to the beauty of this aged look.

**Burnished Edges** - Certain edges get lightly burnished to help create that old darkened, worn edge look.



*All Ohio Certified Stain Colors are Available.*

*Photographs in this brochure are for illustration only. Actual wood color and finishes may vary due to printing process.*



# FINISH OPTIONS

## Qtr. Sawn White Oak Stains



**OCS 113  
MICHAELS**  
40 Sheen

**TAVERN**  
40 Sheen

**OCS 228 RICH  
TOBACCO**  
40 Sheen

**COPPER**  
40 Sheen

## Qtr. Sawn White Oak Stains with Old World Distressing



**COPPER**  
10 Sheen  
Van Dyke Glaze

**TAVERN**  
10 Sheen  
Van Dyke Glaze

**OCS 113  
MICHAELS**  
10 Sheen  
Van Dyke Glaze

## Cherry Stains



**OCS 106  
ACRES**  
40 Sheen

**OCS 228  
RICH TOBACCO**  
40 Sheen

**WINDSOR**  
40 Sheen

**MALAGUANIA**  
40 Sheen

**OCS 107  
WASHINGTON**  
40 Sheen

**OCS 116 HARVEST**  
40 Sheen

**OCS 229 BING**  
40 Sheen

**NUTMEG**  
40 Sheen

## Cherry Stains with Standard Distressing



**OCS 106 ACRES**  
10 Sheen  
Van Dyke Glaze

**OCS 116 HARVEST**  
10 Sheen  
Van Dyke Glaze

**MALAGUANIA**  
10 Sheen  
Van Dyke Glaze

**ANTIQUÉ SLATE**  
20 Sheen  
Portabella

## Cherry Stains with Old World Distressing



**OCS 113  
MICHAELS**  
10 Sheen  
Van Dyke Glaze

**TAVERN**  
10 Sheen  
Van Dyke Glaze

**OCS 228  
RICH TOBACCO**  
10 Sheen  
Van Dyke Glaze

**COPPER**  
10 Sheen  
Van Dyke Glaze

## Red Oak Stains



**OCS 226 COFFEE**  
40 Sheen

**OCS 116 HARVEST**  
40 Sheen

**OCS 104 SEELY**  
40 Sheen

**OCS 228 RICH  
TOBACCO**  
40 Sheen

**OCS 112  
PROVINCIAL**  
40 Sheen

**OCS 101 S-2**  
40 Sheen

**COPPER**  
40 Sheen

**ANTIQUÉ SLATE**  
20 Sheen  
Portabella Glaze



## Red Oak Stains

with Standard Distressing



**OCS 116 HARVEST**  
10 Sheen, Van Dyke Glaze



**OCS 104 SEELY**  
10 Sheen  
Van Dyke Glaze



**OCS 226 COFFEE**  
10 Sheen  
Van Dyke Glaze



**ANTIQUE SLATE**  
20 Sheen  
Portabella Glaze

## Brown Maple Stains

with Old World Distressing



**OCS 113 MICHAELS**  
10 Sheen  
Van Dyke Glaze



**OCS 228 RICH TOBACCO**  
10 Sheen  
Van Dyke Glaze



**TAVERN**  
10 Sheen  
Van Dyke Glaze

## Brown Maple Stains



**OCS 113 MICHAELS CHERRY**  
40 Sheen



**OCS 225 MISSION MAPLE**  
40 Sheen



**OCS 106 ACRES**  
40 Sheen



**OCS 104 SEELY**  
40 Sheen



**OCS 226 COFFEE**  
40 Sheen



**OCS 227 RICH CHERRY**  
40 Sheen



**COPPER**  
40 Sheen



**KONA**  
40 Sheen

## Hickory Stains



**NATURAL HICKORY**  
40 Sheen



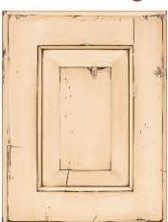
**RUSTIC HICKORY**  
20 Sheen  
Portabella Glaze

## Painted Finish

with Old World Distressing



**BLUE SAGE**  
10 Sheen  
Van Dyke Brown Glaze



**ANTIQUE WHITE RUBTHROUGH**  
10 Sheen  
Warm Brown Glaze

## Rubthrough & Glaze



**BLACK RUBTHROUGH**  
10 Sheen



**CHELSEA GREY RUBTHROUGH**  
10 Sheen

## Painted Finishes



**OLIVE**  
40 Sheen



**PEARL**  
40 Sheen



**CHELSEA GREY**  
40 Sheen



**ANTIQUE WHITE**  
40 Sheen



**BLACK**  
40 Sheen



**BLUE SAGE**  
40 Sheen



**SUNBURST**



**CRAN-APPLE RED**



**COFFEE BEAN**



**GLACIER BLUE**



**CELERY**



**METROPOLITAN GRAY**



# HARDWARE OPTIONS

## Forgings III



**A4424-ORB**  
Oil Rubbed Bronze  
3" C/C

**A4425-ORB**  
Oil Rubbed  
Bronze  
1 1/4" DIA



**A4424-RBZ**  
Rustic Bronze  
3" C/C

**A4425-RBZ**  
Rustic Bronze  
1 1/4" DIA



**A4424-WI**  
Wrought Iron  
3" C/C

**A4425-WI**  
Wrought Iron  
1 1/4" DIA

## Annadale



**435-96BNBDL**  
Brushed Pewter  
96mm C/C

**435-BNBDL**  
Oil Rubbed  
Bronze  
1 1/4" SQ



**435-96DACM**  
Gun Metal  
96mm C/C

**435-DACM**  
Gun Metal  
1 1/4" SQ



**435-96DBAC**  
Brushed Oil  
Rubbed Bronze  
96mm C/C

**435-DBAC**  
Brushed Oil  
Rubbed Bronze  
1 1/4" SQ



**435-96SN**  
Satin Nickel  
96mm C/C

**435-SN**  
Satin Nickel  
1 1/4" SQ

## Delmar



**585-96BNBDL**  
Brushed Pewter  
96mm C/C

**585-BNBDL**  
Oil Rubbed  
Bronze  
1" SQ



**585-96DACM**  
Gun Metal  
96mm C/C

**585-DACM**  
Gun Metal  
1" SQ



**585-96DBAC**  
Brushed Oil  
Rubbed Bronze  
96mm C/C

**585-DBAC**  
Brushed Oil  
Rubbed Bronze  
1" SQ



**585-96DP**  
Distressed  
Powder  
96mm C/C

**585-DP**  
Distressed  
Powder  
1" SQ

## Aberdeen



**535-96BNB**  
Brushed Black  
Nickel  
96mm C/C

**535-BNB**  
Brushed Black  
Nickel  
1 1/4" SQ



**535-96BNBDL**  
Brushed Pewter  
96mm C/C

**535-BNBDL**  
Brushed Pewter  
1 1/4" SQ



**535-96DBAC**  
Brushed Oil  
Rubbed Bronze  
96mm C/C

**535-DBAC**  
Brushed Oil  
Rubbed Bronze  
1 1/4" SQ



**535-96SN**  
Satin Nickel  
96mm C/C

**535-SN**  
Satin Nickel  
1 1/4" SQ

## Ella



**165-96BNBDL**  
Brushed Pewter  
96mm C/C

**165-BNBDL**  
Brushed Pewter  
1 1/4" SQ



**165-96DBAC**  
Brushed Oil  
Rubbed Bronze  
96mm C/C

**165-DBAC**  
Brushed Oil  
Rubbed Bronze  
1 1/4" SQ



**165-96NI**  
Polished Nickel  
96mm C/C

**165-NI**  
Polished Nickel  
1 1/4" SQ



**165-96SN**  
Satin Nickel  
96mm C/C

**165-SN**  
Satin Nickel  
1 1/4" SQ



# HARDWARE OPTIONS

## Tahoe



**602-96BLK**  
Black  
96mm C/C



**602S-BLK**  
Black  
1 1/4" SQ

**602-96DMAC**  
Distressed Oil  
Rubbed Bronze  
96mm C/C

**602S-DMAC**  
Distressed Oil  
Rubbed Bronze  
1 1/4" SQ



**602-96SIM**  
Distressed  
Antique Silver  
96mm C/C

**602S-SIM**  
Distressed  
Antique Silver  
1 1/4" SQ

## Delgado



**K519-96ABSB**  
Brushed Antique  
English  
96mm C/C



**K519-ABSB**  
Brushed Antique  
English  
1 1/2" L



**K519-96DBAC**  
Dark Brushed  
Antique Copper  
96mm C/C



**K519-DBAC**  
Dark Brushed  
Antique Copper  
1 1/2" L



**K519-96DBN**  
Antique Pewter  
96mm C/C



**K519-DBN**  
Antique Pewter  
1 1/2" L



**K519-96SN**  
Satin Nickel  
96mm C/C



**K519-SN**  
Satin Nickel  
1 1/2" L

## Bremen



**K527-ABMD**  
Antique Brass  
96mm C/C



**K117-ABMD**  
Antique Brass  
1 1/4" DIA



**K527-DACM**  
Black Iron  
96mm C/C



**K117-DACM**  
Black Iron  
1 1/4" DIA



**K527-DBAC**  
Dark Brushed  
Antique Copper  
96mm C/C



**K117-DBAC**  
Dark Brushed  
Antique Copper  
1 1/4" DIA



**K527-SIM**  
Pewter  
96mm C/C



**K117-SIM**  
Pewter  
1 1/4" DIA

## Tiffany



**658-96BNBDL**  
Brushed Pewter  
96mm C/C



**658-BNBDL**  
Brushed Pewter  
1 1/4" DIA



**658-96DBAC**  
Brushed Oil  
Rubbed Bronze  
96mm C/C



**658-DBAC**  
Brushed Oil  
Rubbed Bronze  
1 1/4" DIA



**658-96SN**  
Satin Nickel  
96mm C/C



**658-SN**  
Satin Nickel  
1 1/4" DIA

## Inspiration I



**A1590-G10**  
Satin Nickel  
3" C/C



**A1586-G10**  
Satin Nickel  
1 3/8" DIA



**A1590-ORB**  
Oil Rubbed  
Bronze  
3" C/C



**A1586-ORB**  
Oil Rubbed  
Bronze  
1 3/8" DIA



**A1590-WN**  
Weathered  
Nickel  
3" C/C



**A1586-WN**  
Weathered  
Nickel  
1 3/8" DIA



# HARDWARE OPTIONS

## Lafayette



**K317-96ABSB**  
Brushed  
Antique English  
96mm C/C



**K417-ABSB**  
Brushed  
Antique English  
1 1/4" DIA

**K317-96DBAC**  
Dark Brushed  
Antique Copper  
96mm C/C

**K417-DBAC**  
Dark Brushed  
Antique Copper  
1 1/4" DIA



**K317-96DBN**  
Antique Pewter  
96mm C/C

**K417-DBN**  
Antique Pewter  
1 1/4" DIA



**A638-AE**  
Antique English  
3" C/C

**A728-AE**  
Antique English  
1 1/4" DIA

## Hudson



**650-96BNBDL**  
Brushed Pewter  
96mm C/C



**650-BNBDL**  
Brushed Pewter  
1 7/8" DIA

**650-96DBAC**  
Dark Brushed  
Antique Copper  
96mm C/C

**650-DBAC**  
Dark Brushed  
Antique Copper  
1 7/8" DIA



**650-96SN**  
Satin Nickel  
96mm C/C

**650-SN**  
Satin Nickel  
1 7/8" DIA

## Katherine



**188-96BNBDL**  
Brushed Pewter  
96mm C/C



**188-BNBDL**  
Brushed Pewter  
1" DIA

**188-96DBAC**  
Dark Brushed  
Antique Copper  
96mm C/C

**188-DBAC**  
Dark Brushed  
Antique Copper  
1" DIA



**188-96SN**  
Satin Nickel  
96mm C/C

**188-SN**  
Satin Nickel  
1" DIA

## Refined Mission



**D521-BL**  
Black  
3" C/C



**D523-BL**  
Black  
1 1/8" DIA

**D521-SN**  
Brushed Nickel  
3" C/C

**D523-SN**  
Brushed Nickel  
1 1/8" DIA



**D521-W**  
Wrought Iron  
3" C/C

**D523-W**  
Wrought Iron  
1 1/8" DIA

## Florence



**K2981-SN**  
Brushed Nickel  
3" C/C



**K2980-SN**  
Brushed Nickel  
1 1/4" DIA



**K2981-DBAC**  
Dark Brushed  
Antique Copper  
3" C/C

**K2980-DBAC**  
Dark Brushed  
Antique Copper  
1 1/4" DIA



**K2981-AB**  
Antique English  
3" C/C

**K2980-AB**  
Antique English  
1 1/4" DIA



**K2981-ORB**  
Oil Rubbed  
Bronze  
3" C/C

**K2980-ORB**  
Oil Rubbed  
Bronze  
1 1/4" DIA

**K2981-DACM**  
Dark Copper  
Machine  
3" C/C

**K2980-DACM**  
Dark Copper  
Machine  
1 1/4" DIA



# HARDWARE OPTIONS

## Westbury



**K3899-DBAC**  
Dark Brushed  
Antique Copper  
3" C/C

**K3898-DBAC**  
Dark Brushed  
Antique Copper  
1 1/4" DIA



**K3899-DBN**  
Bright Nickel  
Brushed Dull  
3" C/C

**K3898-DBN**  
Bright Nickel  
Brushed Dull  
1 1/4" DIA

## Kensington



**531-96BNBDL**  
Brushed Pewter  
96mm C/C

**531-BNBDL**  
Satin Nickel  
1 3/8" DIA



**531-96DBAC**  
Brushed Pewter  
96mm C/C

**531-DBAC**  
Dark Brushed  
Antique Copper  
1 3/8" DIA

## Kane



**A53701-WN**  
Weathered Nickel  
3" C/C

**A53700-WN**  
Weathered Nickel  
1 1/8" DIA



**A53701-ORB**  
Oil Rubbed Bronze  
3" C/C

**A53700-ORB**  
Oil Rubbed Bronze  
1 1/8" DIA

## Traditional Mission



**D529-A**  
Black  
3 3/4" x 2",  
3" C/C

**D527-A**  
Black  
1" x 3 3/4"  
2 1/4" C/C



**D529-AE**  
Antique English  
3 3/4" x 2",  
3" C/C

**D527-AE**  
Antique English  
1" x 3 3/4"  
2 1/4" C/C



**D529-B**  
Pewter  
3 3/4" x 2", 3" C/C

**D527-B**  
Pewter  
1" x 3 3/4"  
2 1/4" C/C

## Americana



**K87-B**  
Pewter  
3" C/C

**K88-B**  
Pewter  
1 1/4" DIA



**K87**  
Lancaster  
Antique  
3" C/C

**K88**  
Lancaster  
Antique  
1 1/4" DIA

## Wooden Pulls & Knobs

Available in Oak & Cherry



**BBW-5**  
Wooden Pull

**K40-B**  
Wooden Knob



**BBW-5A**  
Wooden Pull

**K45-B**  
Wooden Knob





## LUXWOOD WARRANTY

Cedar Ridge Furniture warrants its Furniture products by providing a 10 year limited warranty to the original purchaser. Should any of our furniture products fail due to defects in material or workmanship under normal use within this period, Cedar Ridge Furniture will at its own discretion, repair or replace the defective part. This warranty is not transferable.

This warranty does not cover products which are misused, abused, mishandled, improperly installed, improperly stored, changed, modified, or are subject to extreme temperatures or extreme moisture levels. This warranty is not valid for products used for any purpose other than the purpose for which they were originally intended.

This warranty does not cover the cost of installation, removal, subsequent damage, or transportation of the defective product regardless of whether work was performed by a contractor, service company or yourself.

Variations in color and grain patterns are a natural characteristic of wood. Color changes may occur as a result of aging, exposure to light heat, and other natural and chemical elements. Color variations and changes are not covered by this warranty.

To submit a claim under this warranty, contact the nearest Cedar Ridge Furniture retailer, or send a letter explaining the defect, with a dated sales receipt as proof of purchase to:

Attn: Claims Department  
Cedar Ridge Furniture  
112 Maxwell Hill Rd. Morgantown, PA 19543

# LuxWood Furniture CARE GUIDE

## Protecting Your Investment

Your fine furniture represents an investment, and protecting your investment by caring for it properly ensures years - perhaps generations - of heirloom-quality beauty and use. Read on to learn the simple, yet important steps necessary to keep your high-end wood furniture as beautiful in the future as it is the day it's delivered to your home.

## Conversion Varnish Versus Lacquer

LuxWood's craftsmen finish their office furniture with conversion varnish, rather than with less-expensive, lower-quality lacquer, which is routinely used on inferior, mass-produced furniture. Conversion varnish offers far superior results, providing a much greater hardness that makes it more difficult to scratch as well as giving the wood a greater resistance than does lacquer to moisture and substances such as ketchup, mustard, vinegar, lemon juice and many others. Please remember, however, that although a conversion-varnish finish is scratch and mar-resistant, and not nearly as susceptible to water damage as other finishes, it does still require proper care.

## Fine Furniture Dos & Don'ts

- Do limit direct sunlight on your wood furniture. Place your furniture away from (especially) west-facing windows, most importantly during the afternoon, when the sun's UV rays are at their strongest, or make sure you close your drapes or curtains at this time of day.
- Do ensure that humidity levels in rooms in which your wood furniture is kept are not too high or too low. Humidity can cause wood furniture to warp, while aridity (hot, dry air) can cause cracking and splitting; so if necessary, keeping humidity between 40%-45% by utilizing a humidifier during very dry weather (such as in the winter, when heating dries out the air) and a dehumidifier in warm, damp weather, such as in the summertime.
- Do position wood furniture away from heat sources such as fireplaces, wood stoves, radiators, heating vents and/or ducts.
- Do avoid excessive waxing (polishing) and never use products that contain silicones, as these can damage the conversion-varnish finish. Once or twice a month with a high-quality product (such as Guardsman Wood Polish) should suffice; otherwise, you are "polishing the polish" and thus merely rubbing dust and dirt into the finish. Instead, clean your furniture occasionally with an unsoiled, barely damp cloth (old tee shirts, cloth diapers or other cotton items work wonderfully!) followed immediately by a dry cloth. To clean deeper, add a drop or two of very mild dishwashing soap (avoid silicone oils or any ammonia-based cleaners), to a dampened cloth, making sure all soap is removed by going over it with another clean (soapless), slightly moist cloth and finally with the dry cloth.
- Do dust often - once a week, preferably - as dust may contain abrasive particles that can possibly damage the finish if left to accumulate. Again,

use a soft, clean (dry) cloth and follow the grain of the wood as you wipe across it.

- Do make sure that any damp, printed material, such as newspapers, magazines and even plastic bags with print on them do not remain on the surface of your fine wood furniture long enough to transfer ink or dye into the finish. This can occur not only, for instance, if these items have been brought in after a rain shower or have gotten wet by some other means, but even if the room has high humidity. If this does occur, immediately remove the items and dry the area with a clean cotton cloth.
- Do keep your high-end furniture away from tobacco smoke. You may not detect a problem immediately; however, over time, smoke particulates build up on the surface of the wood and add a yellowish tinge to the finish.
- Don't use any cleaning product on wood furniture that contains bleach. Bleach does to furniture what it does to your clothes: removes color. Your LuxWood wood furniture features beautiful, hand applied stains carefully selected by you and matched to your choice of wood, so bleaching would serve only to defeat the purpose of this beautiful, added value feature. Bleach also damages the conversion varnish in addition to reversing the benefits of any wax or polish you may have previously used.
- Don't use abrasive-type cleansers. Products containing them will scratch and mar the finish of even the most durably finished furniture.
- Don't allow ammonia to come into contact with fine wood furniture. It can cause oak to blacken and yellowing of painted furniture.
- Don't allow drinks to set down on furniture without a coaster and make sure the coasters have a non-scratching bottom surface.
- Don't set objects that are hot or cold or that have sharp edges on surface of wood furniture without a pad beneath them.

Although conversion-varnish finish is notably tough and durable, it is not indestructible. Our craftsmen utilize this particular type of wood finish specifically because of its superior hardness and mar-resistant qualities; however even furniture finished with conversion-varnish must be cared for properly and can still be scratched and damaged, so attention should be taken in its upkeep and care.

## One more thing...

A conversion varnish finish requires at least a month from its application, along with consistent temperatures of at least 70° Fahrenheit, for its qualities to achieve their maximum protection, performance and effect. Because your LuxWood furniture is never mass-produced, but handcrafted at the time it is ordered and shipped immediately upon completion, please use extra caution in its care for the first few weeks (at least 30 days) that you have it in your possession - and then, following the above fine-furniture care advice, enjoy your investment of the finest-quality furniture available, handcrafted and proudly made in the USA!





# ELITE OFFICES

Quality • Affordable • Beautiful

Authorized Dealer