



VINYL PLAY SETS 2022



OFFERING YOU

A World of Fun!



THANK YOU FOR YOUR INTEREST IN ADVENTURE WORLD PLAY SETS!

Browse our catalog to find unlimited configurations, accessories and flexibility for customizing a play set that fits your family, budget and back yard.

ADVENTURE WORLD PLAY SETS MISSION STATEMENT

Our mission is to provide durable, high end play sets for our younger generation, enabling physical strength, engaged interaction, and memorable experiences.

Adventure World Play Sets promises you:

- Vinyl, maintenance-free play sets – no staining, no painting.
- No extra cost on our standard options for customization of play set structures, features and colors.
- Package choices if you prefer not to customize.
- Ability to change or adjust swings so your play set grows as your baby grows.
- Play sets made in the USA.
- An eye on the environment—poly-lumber vinyl made from recycled plastic bottles; rubber mulch and curbing made from recycled tires; a policy of recycling all waste materials for reuse rather than landfills.

We also promise you and your children a world of play set possibilities and adventures. Simply follow the 9 steps to customizing your play set or be inspired by our package options based on our most popular requests. Then contact us with your ideas or questions. We'll be happy to help you bring home a one-of-a-kind play set for your one-of-a-kind children.

Adventure World Play Sets keep kids active and healthy!

According to the Centers for Disease Control and Prevention, children should aim for one hour or more of physical activity per day. Playing on play sets gets kids' hearts pumping and strengthens muscles and bones.



Let the
adventure
begin!

Our Packages

A quick look at all our sets.

There's something here for everyone!

BUSY BASE CAMP



#B44-6 p. 8



#B46-9 p. 9



#B55-1 p. 10



#B55-4 p. 11



#B55-7 p. 12



#B66-2 p. 13

JUST FOR GROWN-UPS



Adult Love Seat
p. 6

Grown-up Picnic Table
p. 6



ADVENTURE GYM



#A-3 p. 7

DISCOVERY DEPOT



#D48-1 p. 14



#D48-3 p. 15



#D48-9 p. 16



#D510-6 p. 17



#D510-8 p. 18



#D68-8 p. 19



#F514-4 p. 20



#F514-6 p. 21



#F514-9 p. 22-23

FANTASY FORTRESS

FROLIC ZONE



#FA33-2 p. 24



#FA33-7 p. 25

GIGGLE JUNCTION



#GA44-6 p. 26



#GA55-2 p. 27



#GA55-6 p. 27

HAPPY HIDEOUT



#H68-2 p. 28



#H68-7 p. 29



#H68-9 p. 30



#H68-30 p. 31

IMAGINATION STATION



#IH68-3 p. 32-33

JOLLY JAMBOREE



#J88-1 p. 34-35

RUBBER MATS, MULCH & CURBING



p. 56-57

Contents

- Introduction and Mission**..... Inside Front Cover
- Safety and Quality Features**..... 4-5
- Just for Grown-ups (Seating)**..... 6
- Our Packages**..... 6-35
- Design Your Play Set Online**..... 36-37




- Color Choices** 38-39

Structural
Beam Colors
*Premium Colors



Roof, Railing &
Bracket Colors



Customize Your Play Set:

- STEP 1 - Choose Your Tower Unit..... 40-41
- STEP 2 - Choose Your Tower Roof..... 42-43
- STEP 3 - Choose Your Access..... 44-45
- STEP 4 - Choose Your Connectors.... 46-47
- STEP 5 - Choose Your Swing Beam..48-49
- STEP 6 - Choose Your Swings.....50-51
- STEP 7 - Choose Your Slides..... 52-53
- STEP 8 - Choose Your Accessories...54-55
- STEP 9 - Choose Your Free Item..... 55

- Rubber Mulch, Mats & Curbing** 56-57

- Guarantee and Warranty**.....58

- Frequently Asked Questions**.....59

- Our Customers**.....60

- Rubber Mulch Usage Chart**..... Inside Back Cover

Safety & Quality

Adventure World Play Sets are made in the USA and constructed following the highest standards. The following quality and safety features are standard at no extra cost on all of our play sets.




Vinyl covering means children can hold-tight without getting splinters!

QUALITY

- Use of pressure-treated lumber (rather than untreated wood which is susceptible to rotting in a few years) covered with vinyl combines the strength of wood with the easy care of vinyl. Vinyl covering also resists wood boring insects and bees.
- Use of heavy-duty walled vinyl adds strength, is fade resistant and is easy to clean; occasional rinsing is all you need to keep your play set looking great.
- Powder-coated brackets resist peeling and rusting.
- Stainless steel bolts and chains will not rust.
- Heavy-duty corner construction is through-bolted with two steel angles; we do not use wood lags, which connect by being driven only half way into the beams.
- Long-lasting poly-lumber roofs – instead of canvas – resist high winds.
- Durable structural parts and sturdy construction create stable play sets that won't tip in high winds or as children swing.

SAFETY

- Vinyl creates a safe, smooth surface that is splinter-free without surface cracks, checks or knotty appearance.
- Entrance ladders come standard with non-slip steps and safety rails.
- Rubber-coated swing chains provide a soft, pinch-free grip.
- Wood-grain texture on decking and rock walls increases traction.
- No shortcuts by using exposed wood on decking underside that risks splinters and cuts from cracks in wood; our play sets feature vinyl covering throughout.
- Heavy-duty swing hangers feature spring clip for easy height adjustment and swing change.
- Two ground anchors included with each swing beam.
- No overhead climbers with swings attached.



Stainless Steel Bolts Throughout



Will not rust

Heavy-Duty Corner Construction



Through bolted with two steel angles

Long-Lasting Poly Lumber Roof



Resists high winds

Heavy-Duty Swing Hangers



With spring clip for easy height adjustment and swing change

Stainless Steel Chains



Resists rusting

Powder-Coated Brackets



Resist peeling and rusting

Tube Slide




Heavy-duty with stainless steel hardware

Safety Rails



Included on all entrance ladders

Entrance Ladder



Features non-slip steps

Underside of Our Decking



No exposed wood

Decking and Rock Wall




Feature wood-grain texture for increased traction

Two Ground Anchors



Included with each swing beam

Rubber-Coated Swing Chain



For a soft, pinch-free grip



Just for Grown-ups...

A special place to relax and enjoy watching little ones at play! Our swing sets are designed for kids, but this seating is meant just for adults!

Made from the same quality materials as our play sets, these items are built to last and are virtually maintenance-free!

GROWN-UP LOVE SEAT SWING

You've got it made in the shade! You and your sweetie will be comfy and swinging in style with this elegant seating solution.



6' x 6' with frame and roof.

Grown-up Love Seat Swing and Wheel Chair Swing available with or without roof.

WHEEL CHAIR SWING WITH FRAME



5' PARK BENCH

Simple and practical, this seating solution will have you asking to be "benched."



GROWN-UP PICNIC TABLE

Enjoy your vinyl picnic table for a family picnic or birthday party in your own back yard after kids play on their Adventure World Play Set.

Available in 3' x 6' and 3' x 8' (not shown). Available in almond or white.



We also offer these grown-up-friendly swings that will attach to your play set!

See page 50 & 51 for more details!



Now on to the Kids' Stuff...

OUR PACKAGES

On the following pages, you'll find photos and dimensions of each tower as part of pre-created packages. Packages reflect each available tower size — single, double and triple towers with single or multiple level decks of varying dimensions.

CUSTOMIZE YOUR PLAY SET

Packages are available as is, or can be used to get ideas for a completely customized play set. Customize your play set by beginning with Step 1 "Choose Your Tower" on page 40 where you'll find the details of all tower options and available deck dimension for each tower type.



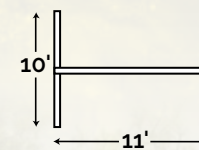
A great starter
play set to get their
imagination going!

ADVENTURE GYM

A freestanding swing beam

PACKAGE #A-3

- 3-Position Single Beam
- 2nd End Post for Free Standing
- 2 Belt Swings
- Trapeze



For safety, add a 6'
play area around the
perimeter of the play set.



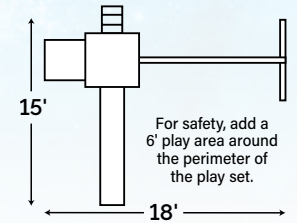
BUSY BASECAMP

Each Busy Basecamp play set features a single level 5' deck.

This play set is all your active kids need to get moving in the fresh air!

PACKAGE #B44-6

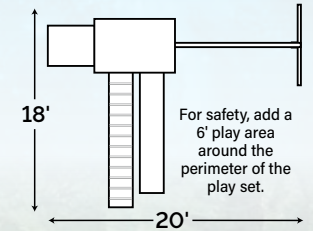
- Tower: 4' x 4'
5' Deck Height
- Vinyl Roof
- Entrance Ladder
- 5' Rock Wall
- 3-Position Single Beam
- 2 Belt Swings
- Trapeze
- Wonder Wave Slide



PACKAGE #B46-9

BUSY BASECAMP

- Tower: 4' x 6'
5' Deck Height
- Vinyl Roof
- 5' Rock Wall
- Gangplank
- 3-Position Single Beam
- 2 Belt Swings
- Trapeze
- Wonder Wave Slide



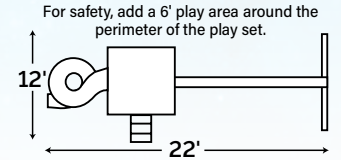
This package includes a 5' rock wall!!



BUSY BASECAMP

PACKAGE #B55-1

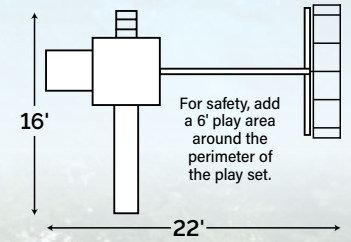
- Tower: 5' x 5'
5' Deck Height
- Vinyl Roof
- Entrance Ladder
- 3-Position Single Beam
- 2 Belt Swings
- Trapeze
- Twisty Turbo Slide
- Step & Slide Adapter



BUSY BASECAMP

PACKAGE #B55-4

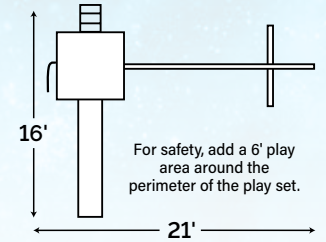
- Tower: 5' x 5'
5' Deck Height
- Vinyl Roof
- Entrance Ladder
- 5' Rock Wall
- 3-Position Single Beam
- Space-saver Monkey Bar (10' Long)
- 2 Belt Swings
- High Back Baby Swing
- Wonder Wave Slide



BUSY BASECAMP

PACKAGE #B55-7

- Tower: 5' x 5'
5' Deck Height
- Longer Post to Attach
High Beam
- Vinyl Roof
- Entrance Ladder
- 4-Position Extra High (10') Single
Swing Beam
- 2 Belt Swings
- Full Bucket Baby Swing
- Hammock Swing
- Wonder Wave Slide
- Fireman's Pole

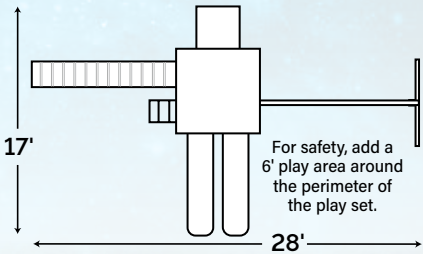


This package features an upgraded extra high 10' swing beam!

BUSY BASECAMP

PACKAGE #B66-2

- Tower: 6' x 6'
5' Deck Height
- Vinyl Roof
- Entrance Ladder
- 5' Rock Wall
- Gangplank
- 3-Position Single Beam
- 2 Belt Swings
- Trapeze
- 2 Wonder Wave Slides



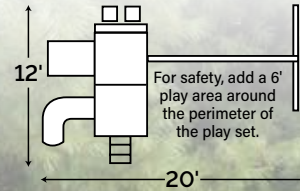
DISCOVERY DEPOT

Each Discovery Depot play set features 2 levels of decking.

Discover an extra level to get little legs climbing and creative minds soaring.

PACKAGE #D48-1

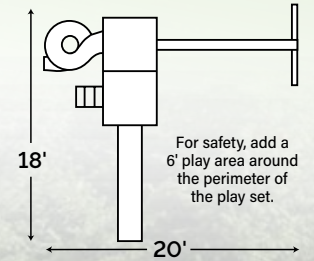
- Tower: 4' x 8' Split Level 3' & 5' Deck Heights
- Vinyl Roof
- 3' Entrance Ladder
- 5' Rock Wall
- 3-Position Single Beam
- 2 Belt Swings
- Full Bucket Baby Swing
- 3' Super Spiral Slide
- Lemonade Stand



DISCOVERY DEPOT

PACKAGE #D48-3

- Tower: 4' x 8' Split Level
5' & 7' Deck Heights
- Vinyl Roof
- Entrance Ladder
- 3-Position Extra High
(10') Single Swing Beam
- 2 Belt Swings
- Trapeze
- Wonder Wave Slide
- Twisty Turbo Slide

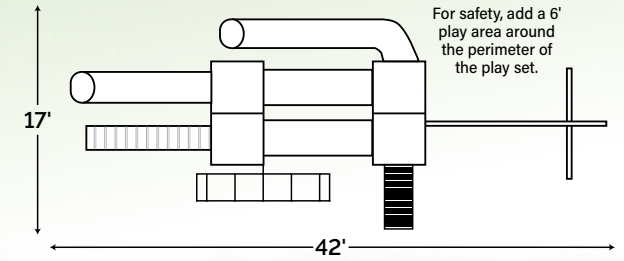


This package features an upgraded extra high 10' swing beam!

DISCOVERY DEPOT

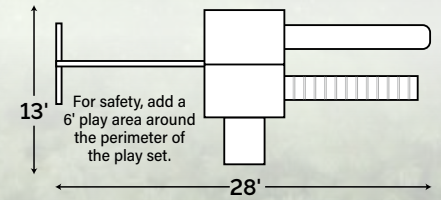
PACKAGE #D48-9

- 2 Towers: 4' x 8' Split Level
5' & 7' Deck Heights
- 2 Vinyl Roofs
- Grand Stairway
- Grand Gangplank
- Wobbly Bridge
- Bridge
- 4-Position Single Beam
- Space Saver Monkey Bar
- 1 Belt Swing
- Trapeze
- Ball
- 2-Chain Rubber Tire
- 7' Sidewinder Slide
- 7' Tunnel Express Slide



PACKAGE #D510-6

- Tower: 5' x 10' Split Level
5' & 7' Deck Heights
- 2 Vinyl Roofs
- 5' Rock Wall
- Gangplank
- 3-Position Single Beam
- 2 Belt Swings
- Trapeze
- Extreme Ripple
Rush Slide



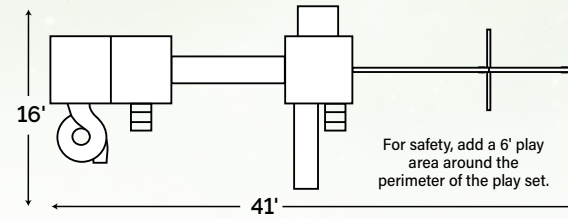
DISCOVERY DEPOT

PACKAGE #D510-8

- Tower 1 - Discovery Depot:
 - 5' x 10' Split Level
 - 5' & 7' Deck Heights
- Vinyl Roof
- Tower 2 - Busy Base Camp:
 - 5' x 5'
 - 5' Deck Height
- Vinyl Roof
- 2 Entrance Ladders
- 5' Rock Wall
- Bridge
- 3-Position Single Swing Beam
- 2-Position Single Swing Beam
- 2 Belt Swings
- Trapeze
- Adult Love Seat
- Wonder Wave Slide
- Twisty Turbo Slide

**OUR BASES
MAKE A GREAT
SANDBOX!**

Find sandbox covers and other great accessories on page 54.

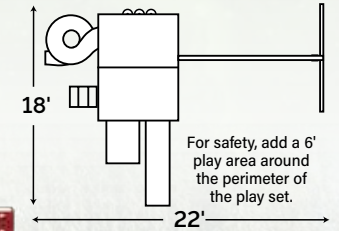


This package includes a 5' rock wall!

DISCOVERY DEPOT

PACKAGE #D68-8

- Tower - 6' x 8' Split Level
5' & 7' Deck Heights
- Vinyl Roof
- Entrance Ladder
- Mini Rock Wall
- 3-Position Extra High (10') Single Swing Beam
- 2 Belt Swings
- Trapeze
- Wonder Wave Slide
- Twisty Turbo Slide
- Tic-Tac-Toe Panel



This package includes a tic-tac-toe panel!



FANTASY FORTRESS

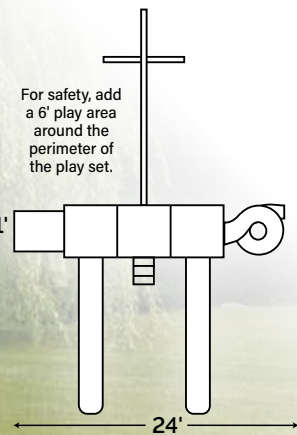
Each Fantasy Fortress play set features 3 levels of decking.

Take imaginative play to another level – three levels, that is!



PACKAGE #F514-4

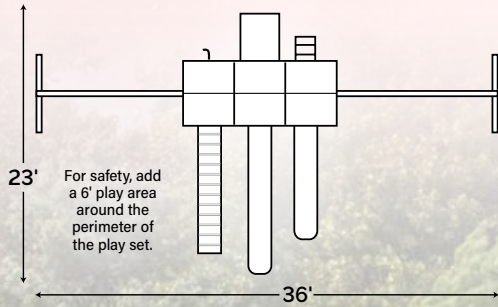
- Tower: 5' x14' Split Level 5' & 7' Deck Heights
- 2 Vinyl Roofs
- Entrance Ladder
- 7' Rock Wall
- 4-Position Single Beam
- 2 Belt Swings
- Trapeze
- High Back Baby Swing
- 2 Extreme Ripple Rush Slides
- Twisty Turbo Slide



FANTASY FORTRESS

PACKAGE #F514-6

- Tower: 5' x 14' Split Level 5' & 7' Deck
- 3 Vinyl Roofs
- Entrance Ladder
- 7' Rock Wall
- Gangplank
- 2 3-Position Single Beams
- 3 Belt Swings
- Trapeze
- Ball
- High Back Baby Swing
- Ripple Rush Slide
- Extreme Ripple Rush Slide
- Fireman's Pole



This package includes a 7' rock wall!

FANTASY FORTRESS

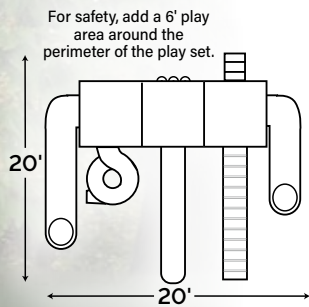
PACKAGE #F514-9

- Tower: 5' x 14' Split Level
5', 7' & 9' Deck Heights
- 3 Vinyl Roofs
- Entrance Ladder
- Gangplank
- Extreme Ripple Rush Slide
- Twisty Turbo Slide for 9' High Deck
- Side Winder Slide for 5' High Deck
- Side Winder Slide for 9' High Deck
- Tic-Tac-Toe Panel

This package includes a tic-tac-toe panel!



FANTASY FORTRESS



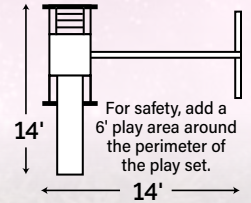
FROLIC ZONE

Each Frolic Zone play set features 3'x3' 5' high deck.

Compact, yet has plenty of room for fun and games. Your kids can frolic and play for hours!

PACKAGE #FA33-2

- Tower: 3' x 3' A-frame
5' Deck Height
- Entrance Ladder
- 3-Position Single Beam
- 2 Belt Swings
- Trapeze
- Wonder Wave Slide

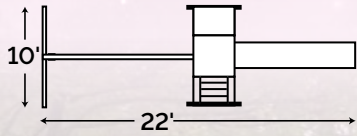


FROLIC ZONE

PACKAGE #FA33-7

- Tower: 3' x 3' A-frame
5' Deck Height
- Vinyl Roof
- Entrance Ladder
- Small Rock Wall
- 3-Position Single Beam
- 2 Belt Swings
- Trapeze
- Wonder Wave Slide

For safety, add a 6' play area around the perimeter of the play set.



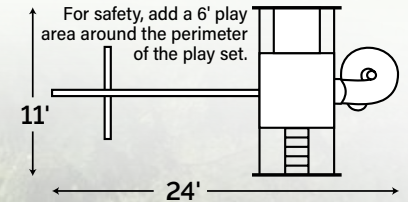
GIGGLE JUNCTION

Each Giggle Junction play set features an A-Frame with a 5' Deck.

A simple solution for inviting fun and laughter into your back yard.

PACKAGE #GA44-6

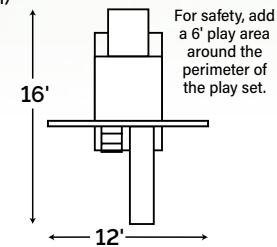
- Tower: 4' x 4' A-Frame
5' Deck Height
- Vinyl Roof
- Entrance Ladder
- Rock Wall
- 4-Position Single Beam
- 2 Belt Swings
- Trapeze
- 4 Chain Rubber Tire Swing
- 5' Super Spiral Slide



GIGGLE JUNCTION

PACKAGE #GA55-2

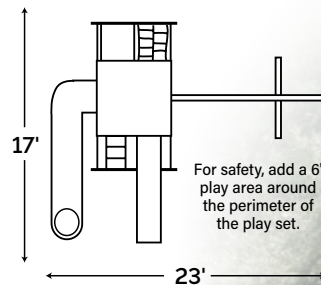
- Tower: 5' x 5' A-Frame
5' Deck Height
- Vinyl Roof
- Entrance Ladder
- 5' Rock Wall
- 2-Position Accessory Arm
- 2 Belt Swings
- Plastic Tire Swing (3-Chain)
- Wonder Wave Slide



Includes Small Rock Wall/Small Chain Ladder

PACKAGE #GA55-6

- Tower: 5' x 5' A-Frame
5' Deck Height
- Vinyl Roof
- Entrance Ladder
- Small Rock Wall
- Small Chain Ladder
- 4-Position Single Beam
- 2 Belt Swings
- High Back Baby Swing
- Hammock Swing
- Wonder Wave Slide
- 5' Sidewinder Slide




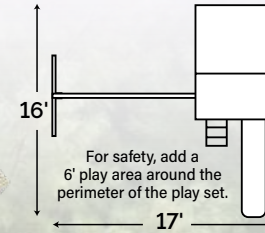
HAPPY HIDEOUT

Each Happy Hideout play set features a playhouse on 5' high deck.


A quiet place for kids to make-believe, or a space to scream and shout with friends – no grown-ups allowed!

PACKAGE #H68-2

- Tower: 6' x 5' Playhouse on 6' x 8' Deck 5' Deck Height
- Entrance Ladder
- 2 Belt Swings
- 3-Position Single Beam
- Trapeze
- Ripple Rush Slide



The playhouse is beautifully finished both inside and out, and comes with a standard roof.

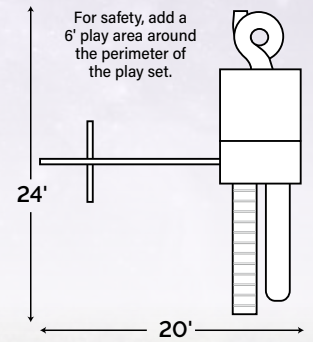




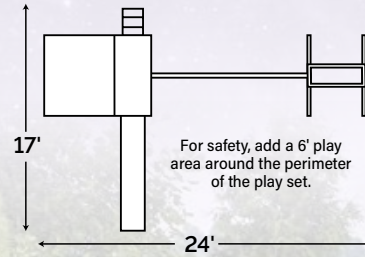
PACKAGE #H68-7

- Tower: 6' x 5' Playhouse on 6' x 8' Deck
5' Deck Height
- Gangplank
- 4-Position Single Beam
- 2 Belt Swings
- Trapeze
- Plastic Glider with Single Beam Adapter
- Ripple Rush Slide
- Twisty Turbo Slide
- Step and Slide Adapter

HAPPY HIDEOUT



HAPPY HIDEOUT



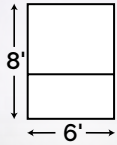
PACKAGE #H68-9

- Tower: 6' x 5' Playhouse on 6' x 8' Deck
5' Deck Height
- Entrance Ladder
- Easy Rider Glider
- 3-Position Single Beam
- Wonder Wave Slide
- 2 Belt Swings
- Tic-Tac-Toe Panel
- Full Bucket Baby Swing

HAPPY HIDEOUT

PACKAGE #H68-30

- 6' x 5' Playhouse on 6' x 8' Deck
- Mounted on 4x4 skids for use on ground level



For safety, add a 6' play area around the perimeter of the play set.



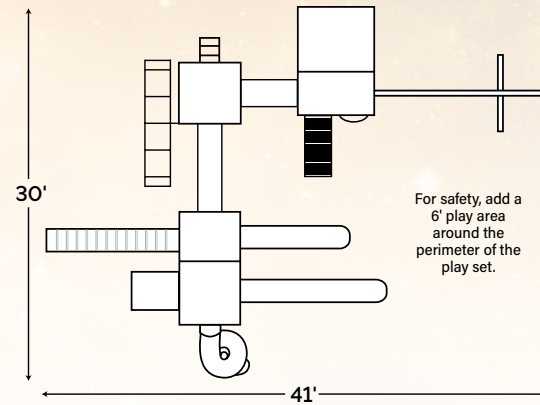
IMAGINATION STATION

This play set features three towers and multiple levels.

This tower creates the ultimate backyard play land. Imaginations will climb as high as your kids!

Includes 7' Rock Wall, Gangplank, & Space Saver Climber!





PACKAGE #IH68-3

- Tower 1: Happy Hideout:
6' x 5' Playhouse on
6' x 8' Deck
5' Deck Height
- Tower 2: Busy Basecamp:
5' x 5'
5' Deck Height
- Vinyl Roof
- Tower 3: Discovery Depot:
5' x 10' Split Level
5' and 7' Deck Heights
- Vinyl Roof
- Entrance Ladder
- Grand Stairway
- 7' Rock Wall
- Gangplank
- Crawl Tube
- Bridge
- 4-Position Single Beam
- Space Saver
Monkey Bar
- 2 Belt Swings
- Trapeze
- Plastic Glider with
Single Beam Adapter
- Ripple Rush Slide
- Extreme Ripple
Rush Slide
- Super Spiral Slide
- Bubble Panel



JOLLY JAMBOREE

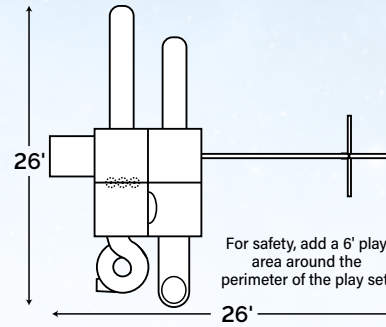
The Jolly Jamboree play set features 5 levels and small ladders to climb from one level to the next.

Some kids are jolly close to the ground, while others are jollier closer to the sky! With 5 levels, the Jolly Jamboree is sure to please everyone!



PACKAGE #J88-1

- Tower: 8' x 8' Tower
1', 3', 5', 7', & 9' Deck Heights
- 3 Vinyl Roofs
- 7' Rock Wall
- 4-Position Single Beam
- Plastic Glider
- 2 Belt Swings
- Trapeze
- Tunnel Express for 3' High Deck
- Twisty Turbo Slide for 9' High Deck
- Ripple Rush Slide
- Extreme Ripple Rush Slide
- Tic-Tac-Toe Panel
- Bubble Panel



Design Your Own Custom Play Set

ONLINE AT ADVENTUREWORLDPLAYSETS.COM

Explore our cutting-edge 3D Virtual Reality Play Set Design Center. Design your own custom vinyl play set limited only by your imagination. Start with a clubhouse tower and add swings, slides, connectors and add accessories to your heart's content. When finished, email the plans to yourself and have a local Adventure World Play Sets dealer quote it for you.

Go to Adventureworldplaysets.com

Click on the 3-D rendering of the play set in the middle of the page.



You will be prompted for your zip code.



Once you have entered your zip code, a new browser window will be launched for the 3D Design Center.

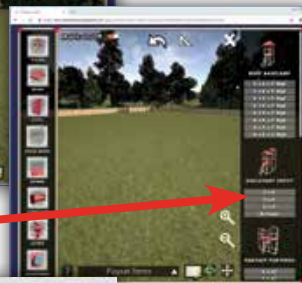


You will be presented with a blank back yard to start building your play set in!



Start by clicking on the tower icon on the left

Choose a tower



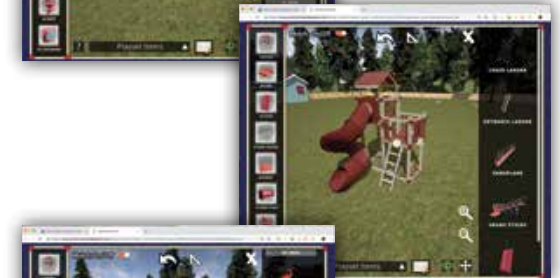
Your tower be "attached" to your cursor. Click to release it in the middle of your back yard.

Click on the roofs icon brings up your roof choices



When you click on the roof of your choice, a yellow dot will appear on areas of the set where you can place the roof

Continue adding accessories, connectors and accesses by choosing a category on the left and specific items on the right side of the screen.



Yellow dots show where you can add a chosen item to your set

*NOTE: Interface is for visual reference only and may not be 100% accurate.

Click the swing beams icon on the left to bring up your choices for **swing beams**. Look for the yellow dots to show you where your chosen swing beam can be attached.



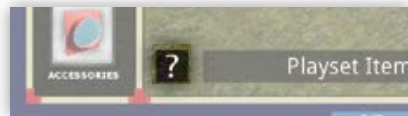
Elements on the play set can be easily rotated by selecting them and then using the **rotate tools**.



Making changes is easy. Simply choose an element you wish to remove, and click on the **trash can tool**.



Choose the **question mark** in the lower left hand corner of the interface to bring up a list of keyboard shortcuts.



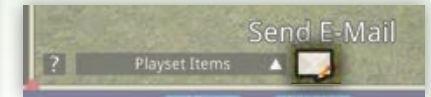
You can easily recolor any part of your play set using the **paint brush tool**. You will be shown all the different colors available to you.



Before you know it, you have designed the play set of your dreams!

See how easy it is to design your own **CUSTOM** play set!

Click on the **envelope icon** to email yourself a preview of your set along with the set details and even get a quote on your dream play set from a local dealer!




A World of Colors to Choose From!

STRUCTURAL BEAM COLORS

Follow the rainbow of color options to match any style.

Choose your structural beam color and then choose your accent color. Accent and accessory colors—including rock wall rocks—can be mixed upon request at no additional charge. Premium colors require an additional charge.



STANDARD ALMOND VINYL*



PREMIUM WHITE VINYL*

Shows dirt more easily than other colors



PREMIUM BROWN VINYL*

Wood-Grain Brown*

This premium color offers the aesthetic, natural appearance of wood, combined with the easy care of vinyl. Here's what makes this color special:

- Matching brown roof, rails, and brackets are standard
- The same durable, fade-resistant, splinter-free, maintenance-free surface as the standard vinyl
- A wood appearance that blends into natural surroundings, hides dirt and never requires staining

** You can now choose to have red, blue, green and brown poly and brackets on any color vinyl.*

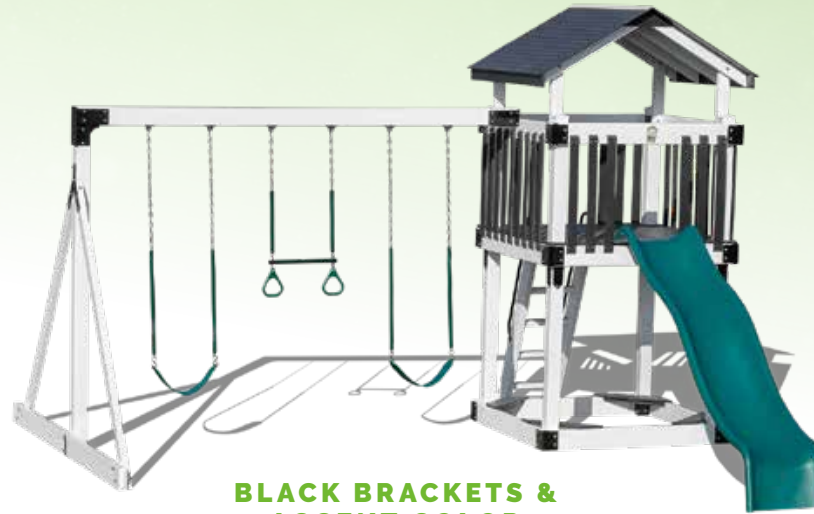
ROOF, RAILING & BRACKET COLORS

Standard accent colors for roof, rails and brackets:

- Red, green, blue, black, and brown

Standard accessory colors:

- Most swings are available in blue or green; select styles are also available in red or only green; see page 50 & 51 for details.
- Slides are available in blue or green; Ripple Rush and Extreme Ripple Rush Slides and all Tube Slides are also available in red; see page 52 & 53 for details.



BLACK BRACKETS & ACCENT COLOR



RED BRACKETS & ACCENT COLOR



GREEN BRACKETS & ACCENT COLOR



BLUE BRACKETS & ACCENT COLOR



BROWN BRACKETS & ACCENT COLOR

When choosing your colors, keep in mind that most swings are available in blue or green. See page 50-51 for details.

Choose Your Tower Unit

Choose from single, double and triple towers with single or multiple levels. Plus, we offer a variety of sizes to fit any yard and budget.



BUSY BASECAMP

As shown on pages 8-13.

Single level 5' deck height with deck dimensions:

- 4'x4'
- 4'x6'
- 5'x5'
- 6'x6'



DISCOVERY DEPOT

As shown on pages 14-19.

Double level 5' and 7' deck heights with deck dimensions:

- 4'x8'
- 6'x8'
- 5'x10'
- Bi-tower



FANTASY FORTRESS

As shown on pages 20-23.

Triple level 5' and 7' deck heights with deck dimensions:

- 5'x14' (2 - 7' deck heights and 1-5' deck height)
- 5'x14' (2 - 5' deck heights and 1-7' deck height)

Triple level 5', 7' & 9' deck heights with deck dimensions:

- 5'x14'



FROLIC ZONE

As shown on pages 24-25.

A-Frame 5' deck height

- 3'x3' tower

Rock wall on this set must be the small rock wall



GIGGLE JUNCTION

As shown on pages 26-27.

A-Frame 5' deck height with deck dimensions:

- 4'x4'
- 5'x5'
- 6'x5'

The tower sets the stage for your Adventure World Play Set, and creates a destination for children's imaginations to run wild.



HAPPY HIDEOUT

As shown on pages 28-31.

**Playhouse with a single level
5' deck height – 6'x8' deck**

*Standard with roof over deck.
Also available with or without
roof over deck.*



IMAGINATION STATION

As shown on pages 32-33.

Tri-tower

- See page 33 for deck dimensions



JOLLY JAMBOREE

As shown on pages 34-35.

**5 levels, 1', 3', 5', 7' and 9' deck
heights with deck dimensions:**

- 8'x8'

Choose Your Roof

The big bad wolf can huff and puff, but he won't blow this roof down!

Adventure World Play Sets' long-lasting, poly-lumber roofs resist high winds and are made with recycled HDPE plastics – the kind of plastics found in milk bottles.

VINYL PEAK ROOF

Roofs are available in green, red, blue, black or brown.



DOUBLE ROOF

A double roof is a good choice for split-level towers.



SHOWN IN
BROWN

SWING FRAME ROOF

The Adult Love Seat (page 6) and Wheel Chair Swing (page 6) are available with or without a roof.



HAPPY HIDEOUT PLAY HOUSE ROOF

All Happy Hideouts include a standard roof.



STEP 3 | Choose Your Accesses

Children build balance and strength as they climb the accesses to their towers.

GANGPLANK

Can be easily exchanged with entrance ladder. 11' long.



GRAND GANGPLANK

Like our original Gangplank, but featuring railing instead of rope. 11' long.



Tower accesses are available in green, red, blue or brown.

ENTRANCE LADDER

Features non-slip steps and safety rails.




CHAIN LADDERS

Fastens to play set on top and bottom only. This flexibility adds excitement as well as improves balance and strengthens muscles as kids climb.

Chain ladder available in silver only.

CHAIN LADDER

For any tower with a 5' deck height and 4' or more wide



SMALL CHAIN LADDER



ROCK WALLS

A favorite among kids, rock walls can easily be added to any package. They are 5' or 7' long depending on deck height. Includes rope that is fastened at top and bottom for safety.


ROCK WALL

For 5' or 7' deck heights



SMALL ROCK WALL

A smaller rock wall, not as wide. Not available for 7' deck heights.



Rock wall rock colors of green, red or blue can be uniform or mixed.

Our access options add character to trigger a world of creative adventures!



GRAND STAIRWAY

Our newest access option allows children to ascend their tower in regal style.



STEP

4

Choose Your Connectors

Our crawl tube or bridge options are sure to entertain.

SWING BEAM

The swing beam also serves as a connector if opting for two or more towers.

Brackets are available in green, blue, red, brown or black.




If your play set has two or more towers, or you're combining two packages, you'll need a connector.

CRAWL TUBE

6' long • Also available in 3' long and 9' long

Available in green, blue, or red.



WOBBLY BRIDGE

8' long


Hand rail colors available in green, blue, red, black, or brown.



CONNECTOR TUBE FOR TWO LEVELS

4½' long

Available in green, blue, or red.



BRIDGE

8' Long

Available in green, blue, red, black, or brown.



CRAWL TUBE WITH 2 ELBOWS

Available in green, blue, or red.

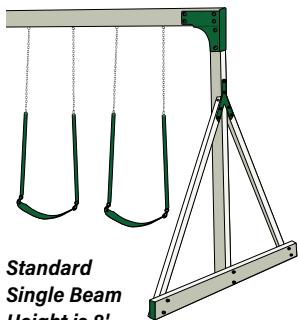


STEP 5

Choose Your Swing Beam

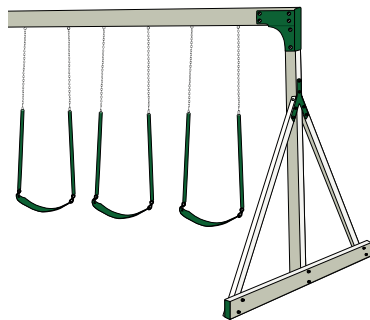
Consider your swing beam as a blank canvas, waiting to come to life with a variety of swings.

2 POSITION SINGLE BEAM

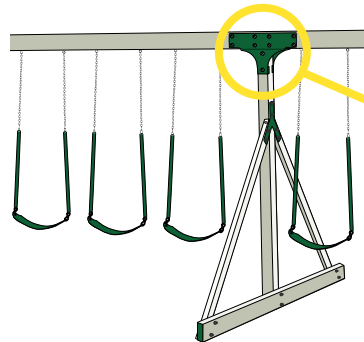


Standard Single Beam Height is 8'

3 POSITION SINGLE BEAM



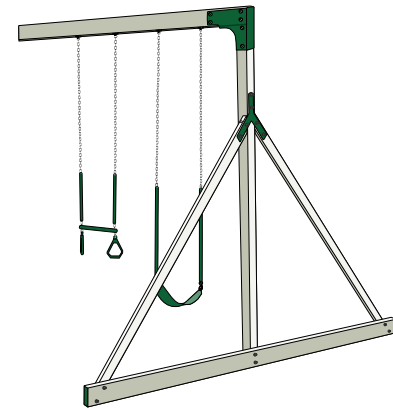
4 POSITION SINGLE BEAM



10' HIGH SWING BEAM

Available in 2, 3 or 4 positions

Requires 7' deck height or a longer post for high beam on 5' deck height.



Brackets for all play sets are available in green, blue, red, black, and brown.



FREESTANDING SWING BEAM

Made by adding the 2nd end post



CONNECTOR BEAM ADAPTER

allows you to extend the length of your set or add a swing beam for use with one of our tire swings!





We do not recommend using the overhead climber as a swing beam due to safety concerns.

SPACE SAVER MONKEY BAR OVERHEAD CLIMBER

10' long, includes vertical ladders on both ends and a bracket to provide support at the center of the climber. Can be attached to any vertical 4x4 post.



TRAPEZE RING CLIMBER

Swinging rings challenge kids' coordination. Includes 2 1-position accessory arms; chain height is adjustable.

Rings available in green, blue, or red.



LOWER LEVEL SAFETY RAILING

Add lower level railing on the swing side of the tower for extra safety.



ACCESSORY ARMS

Attach to any tower or playhouse to add swings or accessories

1-POSITION 1 SIDE



2-POSITION 2 SIDES



Choose Your Swings

Swing low,
swing high
toward the sky.

BELT SWING



WHEEL CHAIR SWING



This swing will take up 2 swing spots on your swing beam.

BOLT ON GLIDERS


All require single beam adapters

BOLT ON ADAPTER



Included with vinyl horse and other plastic gliders.

PLASTIC GLIDER



VINYL HORSE GLIDER



Also available in brown.



UNI GLIDER



EASY RIDER GLIDER

Built for kids and adults, this glider swing makes a great place for adults to relax while children play.

Available in all the structural vinyl and accent colors



Easy Rider Glider shown at the end of a high beam

ADULT SWINGS

ADULT FLAT SWING

19" wide seat.
27" overall.



HAMMOCK SWING

A great place for grown-ups to relax while the children play. Hang from a swing beam or under a tower.



ADULT LOVE SEAT

Kids love it ... and grown-up kids will too!



Available in green, blue or red.

BABY SWINGS

HEAVY-DUTY HIGH BACK BABY SWING



FULL BUCKET



ADDITIONAL OPTIONS

TRAPEZE



TRAPEZE BALL



CHAIN CLIMBER SWING



CYCLONE DISKS



BALL



TIRE SWINGS

All tire swings are available with red, green, or blue chain.



3-CHAIN RUBBER TIRE WITH SWIVEL



Chain Tire Swing with Swivel must be capable of 360-degree rotation away from other play equipment and structures in a separate bay, under a bridge or under Happy Hideout and Giggle Junction towers, and Good Time Towers.



PLASTIC TIRE WITH SWIVEL



2-CHAIN RUBBER TIRE



4-CHAIN RUBBER TIRE



7 Choose Your Slides

5' DECK HEIGHT

WONDER WAVE SLIDE



This 10' slide is a medium grade slide with double wall construction. Accommodates 5' deck height towers only.



RIPPLE RUSH SLIDE



This 10' slide is our highest grade slide with double wall construction. Accommodates 5' deck height towers only.



TUNNEL EXPRESS



Shown for 5' deck height. 3', 7', & 9' deck height versions also available.



STEP AND SLIDE ADAPTER

For using Extreme Ripple Rush or 7' Twisty Turbo Tube Slides with a 5' deck height.

7' DECK HEIGHT

EXTREME RIPPLE RUSH SLIDE

This 14' slide is the same grade as our 10' but with a longer, more exciting ride. Requires 7' deck height and will need a Step and Slide Adapter if choosing towers with 5' deck height.



TWISTY TURBO TUBE

Rated by kids to be our most fun slide!

Available for 7' and 9' deck heights.



We use only stainless steel bolts to assemble our Twisty Turbo Tube Slides.

7' DECK HEIGHT



SIDEWINDER SLIDE

Shown for 5' deck height.
3', 7', & 9' deck height versions
also available.



SUPER SPIRAL SLIDE

Available in 3', 5', 7', & 9'
deck height versions.



3' Deck Height



5' Deck Height



7' Deck Height



9' Deck Height

CLEAR PANEL FOR TUBE SLIDES

Clear panel shown on 5' Tunnel Express



Clear panel shown on 7' Twisty Turbo Slide



**9' DECK
HEIGHT**

Choose Your Accessories

Adventure World Play Set accessories combine added entertainment with practical functionality. Ready, set...accessorize!



LEMONADE STAND

Includes two stools and one personalized plaque.


Personalized plaque can say anything you wish! Instead of "Lemonade," perhaps, "Ice Cream"



PERSONALIZED PLAQUE



SAND BOX COVER



Covers have weighted edges to keep them in place. No snaps or Velcro™ trim needed (which get full of sand).

HAND GRIP

Place at any entry point.



TIC-TAC-TOE PANEL




FIREMAN'S POLE

For a 5' deck height.

Available in red only.



BUBBLE PANEL



LOWER DECK

Available in all accent colors.



LOWER DECK WITH RAILING

Available in all accent colors.



PICNIC TABLE

Kids can enjoy a party on their own picnic table.



HIDDEN HUT

Hidden Huts include two window openings, one door opening, and lower deck floor.

Available under 5' deck height only.



PLAYHOUSE BALCONY

Includes second door on play-house.



Shown with optional Bubble Panel and Tic-Tac-Toe Panel.

All sets are designed and constructed for many years of safe use. For safety & comfort reasons, the manufacturer reserves the right to make design & construction changes without notice. Not intended for commercial use.

STEP 9

Choose Your Free Item

You'll be amazed at how these simple add-ons spark excitement and imagination!

Choose one of these free items with your play set order.

STEERING WHEEL



SHIP'S WHEEL



TELESCOPE



MEGAPHONE



BINOCULARS



DETACHED SANDBOX



Remember: choose your colors (pgs. 38-39) if you haven't done so already; and don't forget rubber mulch (pg. 56) for safety.

Rubber Mulch, Mats & Curbing

See our Rubber Mulch Usage chart on the inside back cover to determine how much mulch you need!

A shock-absorbing, protective surface is top on the safety checklist for home playgrounds. Adventure World Play Sets recommends installing your home playground equipment over rubber mulch to reduce the likelihood of injury from falls. Grass, dirt, carpet or thin mats are not considered protective surfaces because they lack the ability to absorb shock; concrete, asphalt or other hard surfaces are even more dangerous. Ground-level equipment – such as a sandbox – does not have an elevated play surface and therefore does not need protective surfacing.


Note: Rubber mulch, mats and curbing are not included in play set packages.



Green Black Red Blue Brown

RUBBER MULCH

- Made from 100% recycled tire rubber.
- Non-toxic and meets federal flammability standards.
- Retains cushiony softness year round, and will not freeze.
- Stays in place even in windy conditions.
- Drains and dries quickly after it rains.
- Odor-free, non-staining and non-abrasive.
- Reduces dust and mud.
- Will not rot, attract insects, or promote insect breeding.



RUBBER MATS

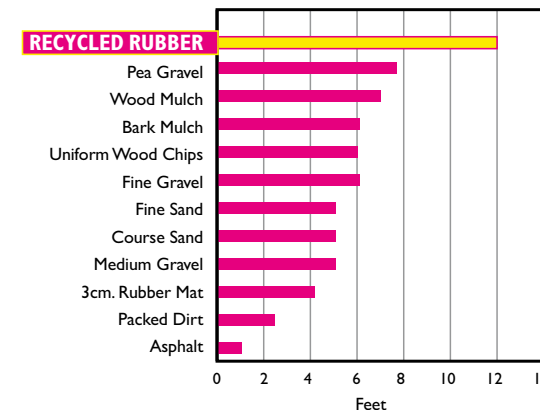
Colorful mats help minimize erosion under swings, or at the bottom of slide exits. They provide extra protection for shock absorption.

Available in green only.

Size: 23" wide x 38" long x 1½" thick with beveled edges



SHOCK ABSORPTION OF A FALL



This graph represents comparison findings of playground surface materials - including recycled rubber safety surface material identical to Rubber Playground Mulch, produced by Rubber Mulch using the same equipment and processes. Study completed using 6 inch depths (except where noted), by the Consumer Products Safety Commission and United States Testing Company, Inc.

CURBS Standard Border

- 4" x 4" vinyl sleeve borders.
- Accommodates only square corners; does not allow rounded corners or curves.



Our 4"x4" vinyl sleeve border helps keep rubber mulch contained in play area.

Mulch and border availability, may vary depending upon what your representative has to offer. Ask your representative for details.

Optional heavy-duty fabric base under the mulch prevents weeds and still allows drainage. Please kill weeds and grass prior to putting down fabric base.



Rubber Curbing

- Available in 6' lengths and 4" heights; when inter-locked you will lose approximately 4" off the 6' length.
- Made from 100% recycled tire rubber.
- Allows for rounded corners and curved designs.



Our Guarantee



We guarantee your children hours of entertainment and exercise from Adventure World Play Sets' unique combinations of towers, swings, slides and playful accessories. We guarantee adults peace of mind from knowing Adventure World Play Sets places priority on safety features and the highest quality materials and construction. Built to last and designed for fun with options to grow as your child grows – it's the only play set you'll ever need to buy for your children!



Warranty



Adventure World Play Sets warrants to the original owner at the installation address a Limited 20 Year Warranty covering defects in workmanship and materials affecting the structural integrity of the playground systems, such as the vinyl, poly lumber and wood components. Slides, swings and accessories are covered by a Limited 5 Year Warranty from date of original purchase.

These Limited 20 Year and Limited 5 Year Warranties apply only to products used for residential, single-family dwellings subject to ordinary use and proper installation. Any play set installed for use other than a residential, single-family dwelling will have a warranty limited to 10 years on the structural integrity of the playground systems and 2 years on slides, swings and accessories.

(See Owner's Manual for complete warranty information).

Adult supervision is recommended when enjoying Adventure World Play Sets.

At Adventure World Play Sets, we are continuously striving to improve our play set construction and safety features, and reserve the right to change design and/or components without notice. For example, we have discontinued play sets featuring overhead climbers because safety was compromised when swings and accessories were attached.

Frequently Asked Questions

Why vinyl?

Vinyl offers superior durability and safety as well as easy upkeep. Vinyl is fade resistant, splinter free, doesn't require staining or painting and resists wood boring insects and bees.

What's under the vinyl?

Our premium play sets use pressure-treated lumber covered by heavy-duty walled vinyl. This combines the strength of wood with the easy care and safe, smooth surface of vinyl.

What makes the play sets heavy-duty construction?

In addition to pressure-treated lumber under the vinyl covering, through-bolts and steel angles create heavy-duty corner and all-around construction. Metal powder-coated brackets and stainless steel bolts, screws and chains all resist peeling and rusting.

Can I customize my play set?

Yes! Packages featured in this catalog show our most popular requests, and help you to visualize tower options. You can order a featured package as is, or use packages to get ideas for your custom play set.

Can swings be switched or can we add to the set later?

As your children grow, baby swings can be switched for belt swings or other bigger-kid accessories. At a later date, you can also add swing beams or other features to build out your play set to accommodate changing needs and budget planning.

Why can't I attach swings to an overhead climber?

Swings on overhead climbers create a safety hazard. When in use, a child using the overhead climber can easily get hit by a swinging swing. When swings are not in use, children using the overhead climber risk getting tangled in the hanging swings. As a result, Adventure World Play Sets does not permit swings on overhead climbers.

Is there risk of the play set tipping over?

Our play sets are heavyweight and will not tip over in normal wind or use. Ground anchors also help secure swing beams firmly in place.

Does my yard need to be level?

Yes, your yard should be fairly level to safely accommodate a play set. You also will need to locate your play set six feet away from any structure or obstacle.

What type of surface is best for under our play set?

A shock-absorbing, protective surface, such as rubber mulch, is best for reducing the likelihood of injury from falls. Grass, dirt, carpet or thin mats lack the ability to absorb shock; concrete, asphalt and other hard surfaces are even more dangerous.

Are Adventure World Play Sets guaranteed?

Our play sets come with a Limited 20 Year Warranty covering defects in workmanship and materials. Slides, swings and accessories are covered by a Limited 5 Year Warranty.



Our Customers

CUSTOM SETS DESIGNED BY OUR CUSTOMERS

Despite life's everyday challenges, Adventure World Play Sets create laughter and smiles that bring simple pleasures home. Here's a glimpse at some of our customers' back yards, and their custom play set creations.



What Our Customers Are Saying...

The entire experience was a pleasure from beginning to end. The swing set is amazing. It far exceeded my expectations

~ A. Figliolia
Staten Island, NY



Installs are done in a timely manner.

~ C. Carosella

Adventure World and Fontana Outdoors have impeccable customer service!

They went above and beyond to deliver our swing set as soon as possible.

Thank you so much! We absolutely love it!

~ J. Burnett

Awesome construction and many configurations available.

Dealer was very helpful creating my set!

~ K. Reading
Lawrenceville, NJ



Excellent company, top quality play sets, Wonderful to work with, knowledgeable and friendly and safety – safety always comes first!

~ J. Conover



After carefully reviewing many play sets, we've found Adventure World to lead the play industry in quality and safety.

Maintenance-free and built to last a choice you will not regret making! Excellent craftsmanship and very sturdy and durable.

~ O. Burkholder

Adventure World Playsets are the highest quality and extremely durable and safe.

Parents need not worry about maintaining them either. Our customers absolutely love them!

~ SR Play



Stephen has always been the most helpful person with whom to do business.

Communication is great and service is outstanding. Well done :)

~ J. Smucker

Rubber Mulch Usage

The recommended area is the set size plus a 6 ft. zone on each side of the set. Consider adding even more space at the end of the slides.

The area needed should be clear of any other structure, swimming pools, decks, sidewalks, fences, trees, overhead wire, or any other object that is out of the ground level.

The minimum area needed for rubber mulch is OK to be a little smaller if you keep the border at ground level.

Page	Package #	Actual Set Size (Ft.)	Area Including 6 ft. Safety Zone (Ft.)	Tower Unit	Tower Size	Deck Height of Tower (Ft.)	Overall Height of Set (Ft.)	Minimum Area Needed for Rubber Mulch (Ft.)	Tons of Mulch Needed for 3" Deep	Border (Ft.)
7	A-3	10 x 11	22 x 23	Adventure Gym	Freestanding swing beam	---	8	16 x 15	1	62
8	B44-6	15 x 18	27 x 30	Busy Basecamp	4x4 tower	5	10.5	25 x 24	2	98
9	B46-9	18 x 20	30 x 32	Busy Basecamp	4x6 tower	5	10.5	26 x 26	2.5	104
10	B55-1	22 x 12	34 x 24	Busy Basecamp	5x5 tower	5	11.5	26 x 20	2	92
11	B55-4	22 x 16	34 x 28	Busy Basecamp	5x5 tower	5	11	30 x 26	2.5	112
12	B55-7	21 x 16	33 x 28	Busy Basecamp	5x5 tower	5	11.5	29 x 26	2.5	110
13	B66-2	28 x 17	40 x 29	Busy Basecamp	6x6 tower	5	11	34 x 27	3	122
14	D48-1	20 x 12	32 x 24	Discovery Depot	4x4 tower	3 & 5	10.5	24 x 18	1.5	84
15	D48-3	20 x 18	32 x 30	Discovery Depot	4x8 tower with split level	5 & 7	12.5	25 x 28	2.5	106
16	D48-9	42 x 17	54 x 29	Discovery Depot	2 – 4x8 towers	5 & 7	12.5	50 x 25	4.5	150
17	D510-6	28 x 13	40 x 25	Discovery Depot	5x9 tower with split level	5 & 7	13	36 x 20	2.5	110
18	D510-8	41 x 16	53 x 28	Discovery Depot 5x9 and Busy Basecamp 5x5 towers		5 & 7	13	46 x 26	4	144
19	D68-8	22 x 18	34 x 30	Discovery Depot	6x8 tower with split level	5 & 7	12.5	27 x 28	2.5	110
20	F514-4	30 x 22	42 x 34	Fantasy Fortress	4x12 tower with split level	5 & 7	12.5	40 x 32	4.5	144
21	F514-6	34 x 28	46 x 40	Fantasy Fortress	5x12 Tower with split level	5 & 7	13	40 x 33	4.5	146
22	F514-9	20 x 20	32 x 32	Fantasy Fortress	5x14 Tower with 3 level tower	5, 7, & 9	16	26 x 30	2.5	112
24	FA33-2	14 x 14	26 x 26	Frolic Zone	3x3 A frame tower	5	8	23 x 18	1.5	82
25	FA33-7	10 x 22	22 x 34	Frolic Zone	3x3 A frame tower	5	10	16 x 30	1.5	92
26	GA44-6	24 x 11	36 x 23	Giggle Junction	4x4 A frame tower	5	10.5	32 x 19	2	102
27	GA55-2	16 x 12	28 x 24	Giggle Junction	5x5 A frame tower	5	11	26 x 18	1.5	88
27	GA55-6	23 x 17	35 x 29	Giggle Junction	6x5 A frame tower	5	11	30 x 27	3	116
28	H68-2	17 x 16	29 x 28	Happy Hideout	6x8 Play house tower	5	12	21 x 24	2	90
29	H68-7	24 x 20	36 x 32	Happy Hideout	6x8 Play house tower	5	12	30 x 26	2.5	112
30	H68-9	24 x 17	36 x 29	Happy Hideout	6x8 Play house tower	5	12	29 x 27	2.5	112
32 & 33	IH68-3	41 x 30	54 x 42	Imagination Station	Tri Tower	5 & 7	13	48 x 35	6	164
34 & 35	J88-1	26 x 26	32 x 36	Jolly Jamboree	8x8 Multi level tower	3, 5, 7, & 9	15	32 x 36	4	136



Design Your Own Custom Play Set

ONLINE AT ADVENTUREWORLDPLAYSETS.COM



Explore our cutting-edge 3D Virtual Reality Play Set Design Center. Design your own custom vinyl play set limited only by your imagination.

See pages 36 & 37 for more details!



Built to last and designed for fun with options to grow as your children grow, an Adventure World Play Set is the only play set you'll ever need to buy. Invest in the best safety and quality play set features, while also investing in your children's health, well-being, and playful memories to last a lifetime.

